


# GENERAL CATALOGUE



Worldwide Fitness Company



DESIGN  
& MADE  
INITALY



**MADE IN ITALY**

**PANATTA È LA PIÙ LONGEVA AZIENDA ITALIANA NEL SETTORE DEL FITNESS, UNICA A REALIZZARE MACCHINARI COMPLETAMENTE MADE IN ITALY.**

**NATA 5 DECENNI FA DALLA PASSIONE DI RUDY PANATTA, L'AZIENDA FONDA LE PROPRIE RADICI NELLE ORIGINI DELLA CULTURA FISICA.**

**IL SUCCESSO DEL BRAND PANATTA NEL MONDO È STATO POSSIBILE GRAZIE AL TOTALE CONTROLLO DEL CICLO DI SVILUPPO E DEL PROCESSO PRODUTTIVO DI OGNI SINGOLO MACCHINARIO, LE CUI FASI SI SVOLGONO TUTTE ALL'INTERNO DELL'AZIENDA. L'AZIENDA SI SVILUPPA SU OLTRE 20.000 m<sup>2</sup> COPERTI DI STABILIMENTI DI PROPRIETÀ SITUATI NEL CUORE DELLA REGIONE MARCHE.**

#### **HEADQUARTER**

- Sede legale e amministrativa
- Direzione commerciale e marketing
- Showroom di oltre 1200 m<sup>2</sup> con più di 220 macchinari da poter visionare e provare
- Progettazione e sviluppo formata da un team di ingegneri e designer
- Sede operativa assistenza e spedizione ricambi

#### **STABILIMENTI PRODUTTIVI**

- Officina prototipazione
- Laboratorio test e collaudi
- Reparto meccanica dotato di oltre 16 postazioni di saldatura manuale, robot di saldatura tridimensionale a 10 assi e centri di lavoro a controllo numerico
- Centro automatizzato di produzione dei mattoni contrappesi comprensivo di taglio, foratura e lavorazioni di finitura (1 mattone ogni 38 secondi)
- Reparto stampaggio poliuretano con doppio impianto per produzione flessibile (imbottiture) e integrale (pedane, cloche, ecc.)
- Impianto di verniciatura a polvere in linea: sabbiatrice per la pulizia dei pezzi, 3 cabine di verniciatura con impianto robotizzato, forno di cottura e trascinatore aereo lungo 250 m che consegna il prodotto finito direttamente al reparto assemblaggio. Impianto operativo su più turni di lavoro
- Reparti montaggio isotonico e cardio fitness
- Controllo qualità e collaudo finale di ogni singolo prodotto realizzato
- Sede logistica e spedizione merce con sistema di imballaggio robotizzato

**CHI SCEGLIE IL BRAND PANATTA SPOSA UNA STORIA, UNA TRADIZIONE, UN'ECCELLENZA BIOMECCANICA E UNA QUALITÀ SENZA PARAGONI.**



Worldwide Fitness Company

**5 DECADES OF HISTORY  
THE SAME COMPANY  
PROPERTY OVER  
THE YEARS**

**5 DECADI DI STORIA  
SEMPRE LA STESSA  
ED UNICA PROPRIETÀ**

DESIGN  
& MADE  
IN ITALY

# PANATTA HEADQUARTER ITALY

DESIGN  
& MADE  
INITALY



CERTIFICATIONS





# PANATTA SHOWROOM ITALY - 1500 sqm

WIDEST VARIETY OF EQUIPMENT  
DISPLAYED/ MORE THAN 220 UNITS



CERTIFICATIONS



# GENERAL CATALOGUE

## CARDIO

8

**PININFARINA**  
*TOUCH*  
*LED PLUS*

10

18

**FENIX**  
*TOUCH*  
*LED PLUS*  
*ECOCLIMBER*

24

32

40

## STRENGTH

42

**MONOLITH**  
**FIT EVO** (*machines / benches*)  
**SEC** (*machines / benches*)  
**FREEWEIGHT HP** (*machines / benches*)  
**ACCESSORIES**

46

60

88

108

132

## FUNCTIONAL

142

**DFC – DYNAMIC FUNCTIONAL CAGE**  
**INSIDE**  
**DUAL ADJUSTABLE PULLEY**

142

156

162

## FLEXIBILITY

168

**STRETCHING BENCHES**

168

## KIDS SYSTEM

172

**KIDS SYSTEM**

172

## GROUP ACTIVITIES

178

**RACE WALKER**  
**AEROBIC**

178

182

## INTERIOR DESIGN

186

**INTERIOR**

186

## SERVICES / REFERENCES

192

**MARKETING SUPPORT / AFTER SALES**  
**SERVICES / LAY OUT / REFERENCES**

## ATELIER

210

# PANATTA CARDIO FITNESS MAIN FEATURES

## DESIGN AND MADE IN ITALY

THE PANATTA CARDIO FITNESS IS A PERFECT COMBINATION OF SHAPE AND TECHNOLOGY, BEAUTY AND FUNCTIONALITY. 100% MADE IN ITALY.

MAXIMUM CUSTOMIZATION.

## THE BEST QUALITY/PRICE RATIO

MAXIMUM FUNCTIONALITY WITH A VALUE FOR MONEY THAT ONLY PANATTA CAN OFFER.

## AUTROLUBRICATION

FOR THE CARDIO LINES PANATTA CHOOSES MATERIALS FROM THE AUTOMOTIVE WORLD AND INTRODUCED AN AUTOMATIC LUBRICATION SYSTEM THAT SAVES UP TO € 1.000 IN THE FIRST THREE YEARS OF RUNNER MAINTENANCE.

## PROFESSIONAL AND USER FRIENDLY

TRAINING PROGRAMS SUITED FOR EVERY USER, FROM THE ENTRY-LEVEL TO THE PROFESSIONALS OF DIFFERENT SPORTS. GRAPHIC INTERFACE USER FRIENDLY, INTUITIVE AND MODERN.





pininfarina

Worldwide Fitness Company

# PININFARINA CARDIO TOUCH

La linea cardiofitness che ha fatto invecchiare di 10 anni tutta la concorrenza. La più copiata! Un nome leggendario per tutti gli amanti delle auto sportive portavoce di uno stile inconfondibile nel mondo, firma la nuova linea di macchine Panatta. Un nuovo cardiofitness che coniuga il perfetto incontro tra forma e tecnologia, tra bellezza e funzionalità.

The cardio fitness line that has aged the keen competition of 10 years. The most imitated! A legendary name in the world of sports cars and the envoy of an unmistakable style throughout the world has designed the new line of panatta cardio fitness machines. A new concept in cardio fitness that represents the perfect union of form and technology, beauty and functionality.

n° machines: 4

Find more



Panatta Plus  
Connection



FR. La ligne cardiofitness qui a fait vieillir de 10 ans toutes les autres. La plus copiée! Un nom légendaire pour tous les amoureux des voitures de sport, chef de file d'un style unique au monde, signe la nouvelle ligne de machines cardio fitness Panatta. Une nouvelle machine cardio fitness qui concilie l'alliance parfaite entre forme et technologie, entre beauté et fonctionnalité.

ES. La línea cardio-fitness que ha echo envejecer de 10 años todas las demás líneas de la competencia. La más copiada! Un nombre legendario para todos los amantes de los coches deportivos, portavoz de un estilo inconfundible en el mundo, firma la nueva línea de máquinas cardiofitness Panatta. Un nuevo cardiofitness que conjuga la combinación perfecta entre forma y tecnología y entre belleza y funcionalidad.

DE. Die cardiofitness-linie hat gegenüber der Konkurrenz einen Vorsprung von 10 Jahren geschaffen. Sie ist die meistkopierte Linie! Der für alle Liebhaber sportlicher Automobile legendäre Name, Ausdruck eines weltweit unverwechselbaren Stils, zeichnet verantwortlich für die neue Linie der Kardiofitness-Maschinen von Panatta. Eine neue Kardiofitness, perfekte Verbindung von Form und Technologie, Schönheit und Funktionalität.

RU. Линия для кардиотренировок, которая отодвинула назад на 10 лет всех конкурентов. самая копируемая другими производителями! Легендарное имя для всех любителей спортивных машин, синоним уникального в мире стиля, становится лицом новой линии оборудования для занятий кардиофитнесом компании Panatta. Новый вид кардиофитнеса, который прекрасно сочетает в себе форму и технологию, красоту и функциональность.

AR. خط Cardiofitness الذي يسبق المنافسين بـ 10 سنوات. وهو الأكثر تقليدا! اسم لامع بين جميع عشاق السيارات الرياضية. ويعتبر ناطق رسمي باسم طراز مميز في العالم. بحيث قام بوضع نوقعه على التشكيلة الجديدة لماكينات لياقة القلب التي تقوم بصنعها شركة Panatta. لياقة جديدة للقلب. جمع بداخلها لفاء تام ما بين الشكل والتكنولوجيا وما بين الجمال والعملية.

DESIGN  
& MADE  
INITALY

YOUR PERSONAL WORKOUT

SET YOUR DATA

SET AGE

SET WEIGHT

30

Years

70

Kg

PANATTA

# MULTI-TOUCH SCREEN

## DISPLAY HD 15' LED

MAXIMUM BRIGHTNESS AND VISIBILITY OF THE PARAMETERS. A DISPLAY DESIGNED TO LAST FOREVER AND LOWER THE ENERGY CONSUMPTION.

## CAPACITIVE MULTI-TOUCH SCREEN

MULTI TOUCH SCREEN, 5 POINTS FOR AN INCREDIBLE EXPERIENCE AND USER INTERACTION.

## RELIABILITY

GLASS TOUCH-SCREEN WITH TEMPERED 4 MM THICKNESS, GUARANTEE OF RESISTANCE AGAINST BREAKAGES AND SCRATCHES. INDUSTRIAL COMPONENT FOR A LONG LASTING RELIABILITY OF PROFESSIONAL USE.

## IMPERMEABILITY

ASSEMBLY TOUCH SCREEN IN ASEPTIC ENVIRONMENT WITH WATERPROOF GUARANTEE.



# RUNNER - TOUCH

1PPT603



# ELLIPTICAL - TOUCH

1PPT604



	Touch Screen		Design		Automatic Lubrication		Training Programs		Rapid Touch Control		Panatta Plus Connection		Energy Saving
Inclination	0-15%	Machine Weight	227 kg	Engine Power (peak)	7 HP	Internet Connection	Yes						
Speed	0,5/25 Km/h	Treadmill surface (LxW)	155x52 cm	Max. absorbed power	2300 VA	TV: DVB-T/T2, H.264, IPTV*	standard						
Dimensions (LxWxH)	231x98x152 cm	Power Supply	230 VAC 50/60 Hz	Warranty frame	7 years	TV: DVB-C, ATSC	optional						

	Touch Screen		Design		Training Programs		Rapid Touch Control		Panatta Plus Connection		Energy Saving
Difficulty Levels	32	Machine Weight	164 kg	Resistance system	electromagnetic	Warranty frame	7 years				
Resistance	500 W	Stride Length	52 cm	Power Supply	100-230 VAC 50/60 Hz	Internet Connection	Yes				
Dimensions (LxWxH)	230x70x175 cm	Transmission system	belt	Power Consumption	40 VA	TV: DVB-T/T2, H.264, IPTV*	standard				
						TV: DVB-C, ATSC	optional				

# BIKE - TOUCH

1PPT601



# HORIZONTAL BIKE - TOUCH

1PPT602



	Touch Screen		Design		Training Programs		Rapid Touch Control		Panatta Plus Connection		Energy Saving
--	--------------	--	--------	--	-------------------	--	---------------------	--	-------------------------	--	---------------

Difficulty levels	32	Machine Weight	76 kg	Power Supply	100-230 VAC 50/60 Hz	Internet Connection	Yes
Resistance	500 W	Transmission system	belt	Power Consumption	40 VA	TV: DVB-T/T2, H.264, IPTV*	standard
Dimensions (LxWxH)	116x55x149 cm	Resistance system	electromagnetic	Warranty frame	7 years	TV: DVB-C, ATSC	optional

	Touch Screen		Design		Training Programs		Rapid Touch Control		Panatta Plus Connection		Energy Saving
--	--------------	--	--------	--	-------------------	--	---------------------	--	-------------------------	--	---------------

Difficulty levels	32	Machine Weight	95 kg	Power Supply	100-230 VAC 50/60 Hz	Internet Connection	Yes
Resistance	500 W	Transmission system	belt	Power Consumption	40 VA	TV: DVB-T/T2, H.264, IPTV*	standard
Dimensions (LxWxH)	155x66x127 cm	Resistance system	electromagnetic	Warranty frame	7 years	TV: DVB-C, ATSC	optional



pininfarina

Worldwide Fitness Company

# PININFARINA LED PLUS

La linea cardiofitness che ha fatto invecchiare di 10 anni tutta la concorrenza. La più copiata! Un nome leggendario per tutti gli amanti delle auto sportive, portavoce di uno stile inconfondibile nel mondo, firma la nuova linea di macchine Panatta. Un nuovo cardiofitness che coniuga il perfetto incontro tra forma e tecnologia, tra bellezza e funzionalità.

The cardio fitness line that has aged the keen competition of 10 years. The most imitated! A legendary name in the world of sports cars and the envoy of an unmistakable style throughout the world has designed the new line of panatta cardio fitness machines. A new concept in cardio fitness that represents the perfect union of form and technology, beauty and functionality.

n° machines: 4

Find more



**FR.** La ligne cardiofitness qui a fait vieillir de 10 ans toutes les autres. La plus copiée! Un nom légendaire pour tous les amoureux des voitures de sport, chef de file d'un style unique au monde, signe la nouvelle ligne de machines cardio fitness panatta. Une nouvelle machine cardio fitness qui concilie l'alliance parfaite entre forme et technologie, entre beauté et fonctionnalité.

**ES.** La línea cardio-fitness que ha echo envejecer de 10 años todas las demás líneas de la competencia. La más copiada! Un nombre legendario para todos los amantes de los coches deportivos, portavoz de un estilo inconfundible en el mundo, firma la nueva línea de máquinas cardiofitness panatta. Un nuevo cardiofitness que conjuga la combinación perfecta entre forma y tecnología y entre belleza y funcionalidad.

**DE.** Die cardiofitness-linie hat gegenüber der konkurrenz einen vorsprung von 10 jahren geschaffen. Sie ist die meistkopierte linie! Der für alle liebhaber sportlicher automobile legendäre name, ausdrück eines weltweit unverwechselbaren stils, zeichnet verantwortlich für die neue linie der kardiofitness-maschinen von panatta. Eine neue kardiofitness, perfekte verbindung von form und technologie, schönheit und funktionalität.

**RU.** Линия для кардиотренировок, которая отодвинула назад на 10 лет всех конкурентов. Самая копируемая другими производителями! Легендарное имя для всех любителей спортивных машин, синоним уникального в мире стиля, становится лицом новой линии оборудования для занятий кардиофитнесом компании Panatta. Новый вид кардиофитнеса, который прекрасно сочетает в себе Форму и технологию, красоту и функциональность.

**AR.** خط Cardiofitness الذي يسبق المنافسين بـ 10 سنوات. وهو الأكثر تقليداً! اسم لامع بين جميع عشاق السيارات الرياضية. ويعتبر ناطقاً رسمياً باسم طراز مميز في العالم. بحيث قام بوضع توقيعه على التشكيلة الجديدة لماكينات لياقة القلب التي تقوم بصنعها شركة Panatta. لياقة جديدة للقلب. جمع بداخلها لفاء تام ما بين الشكل والتكنولوجيا وما بين الجمال والعملية.

DESIGN  
& MADE  
INITALY

# RUNNER - LED PLUS

LED PLUS - 1PP103



- Design
- Automatic Lubrication
- Training Programs
- Rapid Touch Control
- Energy Saving

Inclination	0-15%	Machine Weight	227 kg	Power Supply	230 VAC 50/60 Hz	Max. absorbed power	2300 VA
Speed	0,5/20 Km/h	Treadmill surface (LxW)	155x52 cm	Engine Power (peak)	5 HP	Warranty frame	7 years
Dimensions (LxWxH)	231x98x152 cm						

# ELLIPTICAL - LED PLUS

LED PLUS POWERED - 1PP104  
LED PLUS SELF POWERED - 1PP104A




- Design
- Training Programs
- Rapid Touch Control
- Energy Saving

Difficulty level	1-16	Machine Weight	164 kg	Resistance system	electromagnetic	Warranty frame	7 years
Resistance	500 W	Stride Length	52 cm	Power Supply (Powered)	100-230 VAC 50/60 Hz		
Dimensions (LxWxH)	230x70x175 cm						
		Transmission system	belt	Power Consumption (Powered)	50 VA		

# BIKE - LED PLUS


LED PLUS POWERED - 1PP101  
LED PLUS SELF POWERED - 1PP101A



Difficulty level	1-16	Machine Weight	76 kg	Power Supply (Powered)	100-230 VAC 50/60 Hz	Warranty frame	7 years
Resistance	500 W	Transmission system	belt	Power Consumption (Powered)	40 VA		
Dimensions (LxWxH)	116x55x149 cm	Resistance system	electromagnetic				

# HORIZONTAL BIKE - LED PLUS

LED PLUS POWERED - 1PP102  
LED PLUS SELF POWERED - 1PP102A



Difficulty level	1-16	Machine Weight	95 kg	Power Supply (Powered)	100-230 VAC 50/60 Hz	Warranty frame	7 years
Resistance	500 W	Transmission system	belt	Power Consumption (Powered)	40 VA		
Dimensions (LxWxH)	155x66x127 cm	Resistance system	electromagnetic				



Worldwide Fitness Company



# FENIX CARDIO TOUCH

La purezza del design rinasce nell'essenza della tecnologia: forme pulite, interfaccia multi-touch screen con programmi d'allenamento ideali per soddisfare le esigenze di qualsiasi utente. Finalmente con Fenix il vero Made in Italy ad un rapporto qualità/prezzo che solo Panatta può offrire.

The design purity revives into the essence of technology: multi-touch screen interface with training programs suitable to satisfy the needs of every user. At last with Fenix the real Made in Italy with a quality/price ratio that only Panatta can offer.

n° machines: 6

Find more



Panatta Plus  
Connection



FR. La pureté du design renaît dans l'essence de la technologie : des formes claires, une interface multi-touch screen avec des programmes d'entraînement pour toute exigence de l'utilisateur. Finalement avec Fenix le vrai Made in Italy à un rapport qualité-prix tel qu'il ne peut être offert que par Panatta même.

ES. La pureza del design renace en la esencia de la tecnología: formas limpias, una interfaz multi-touch screen con programas de entrenamiento para todo tipo de exigencia del usuario. Por fin gracias a Fenix tenemos el verdadero „Made in Italy“ con una relación calidad-precio que sólo Panatta puede ofrecer.

DE. Die Reinheit des Designs wird im Wesen der Technik wiedergeboren: klare Formen, multi-touch screen Benutzeroberfläche mit geeigneten Trainingsprogramme, um den Bedürfnissen aller Benutzer gerecht zu werden. Schließlich erhalten Sie mit Fenix ein echtes Produkt Made in Italy zu einem optimalen Preis-Leistungs-Verhältnis, das nur Panatta anbieten kann.

RU. Чистота дизайна возрождается самой сущностью высоких технологий: чистые линии, multifункциональный интерфейс с сенсорным дисплеем с программами тренировок, которые идеально подходят для удовлетворения потребностей любых клиентов. Наконец, благодаря Fenix, появилось настоящее изделие под маркой «Сделано в Италии» (Made in Italy) с отличным соотношением качество/цена, что только компания Panatta может предложить.

AR. تتكامل أناقة التصميم مع جوهر التقنية: أشكال جميلة، واجهة بسيطة وبديهية ببرامج تدريب مناسبة جدا لتلبي احتياجات أي مستخدم. وأخير وليس آخرًا، مع Fenix، فخر الصناعة الإيطالية، يتوازن بين الجودة/السعر الذي تستطيع فقط تقديمه Panatta.

DESIGN  
& MADE  
INITALY


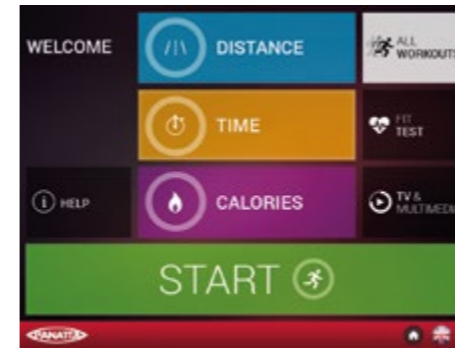
# RUNNER - TOUCH

1FXT003



# ELLIPTICAL - TOUCH

1FXT004



*doubletrainer*



	Touch Screen		Design		Automatic Lubrication		Training Programs		Rapid Touch Control		Panatta Plus Connection		Energy Saving
Inclination	0-15%	Treadmill surface (LxW)	155x52 cm	Internet Connection	Yes	Standard frame colour	glossy silver	Speed	0,5/20 Km/h	Max. absorbed power	2300 VA	Warranty frame	7 years
Dimensions (LxWxH)	215x85x145 cm	Power Supply	2300 VAC 50/60 Hz	Engine Power (peak)	5 HP	Optional frame colours	graphite, white, yellow, red, green, glossy black, pink, only transparent, gold, orange	Machine Weight	205 kg	TV: DVB-T/T2, H.264, IPTV*	standard	TV: DVB-C, ATSC	optional

	Touch Screen		Design		Training Programs		Rapid Touch Control		Panatta Plus Connection		Energy Saving		
Difficulty levels	32	Machine Weight	140 kg	Resistance system	electromagnetic	Standard frame colour	glossy silver	Resistance	500 W	Stride Length	52 cm	Power Supply	100-230 VAC 50/60 Hz
Dimensions (LxWxH)	220x75x160 cm	Transmission system	belt	Internet Connection	Yes	Optional frame colours	graphite, white, yellow, red, green, glossy black, pink, only transparent, gold, orange	Power Consumption	40 VA	Warranty frame	7 years	TV: DVB-T/T2, H.264, IPTV*	standard

# BIKE - TOUCH

1FXT001



# HORIZONTAL BIKE - TOUCH

1FXT002



	Touch Screen		Design		Training Programs		Rapid Touch Control		Panatta Plus Connection		Energy Saving
Difficulty levels	32	Transmission system	belt	Internet Connection	Yes	Standard frame colour	glossy silver				
Resistance	500 W	Resistance system	electromagnetic	Warranty frame	7 years	Optional frame colours	graphite, white, yellow, red, green, glossy black, pink, only transparent, gold, orange				
Dimensions (LxWxH)	125X60x145 cm	Power Supply	100/230 VAC 50/60 HZ	Power Consumption	40 VA						
Machine Weight	80 kg	TV: DVB-T/T2, H.264, IPTV*	standard	TV: DVB-C, ATSC	optional						

	Touch Screen		Design		Training Programs		Rapid Touch Control		Panatta Plus Connection		Energy Saving
Difficulty levels	32	Transmission system	belt	Internet Connection	Yes	Standard frame colour	glossy silver				
Resistance	500 W	Resistance system	electromagnetic	Warranty frame	7 years	Optional frame colours	graphite, white, yellow, red, green, glossy black, pink, only transparent, gold, orange				
Dimensions (LxWxH)	155X60x135 cm	Power Supply	100/230 VAC 50/60 Hz	Power Consumption	40 VA						
Machine Weight	85 kg	TV: DVB-T/T2, H.264, IPTV*	standard	TV: DVB-C, ATSC	optional						



# STEP - TOUCH

1FXT005



# CLIMBER - TOUCH

1FXT006



THREE STEPS ALWAYS AVAILABLE



	Touch Screen		Design		Training Programs		Rapid Touch Control		Panatta Plus Connection		Energy Saving
Difficulty levels	32	Length motion	40 cm	Internet Connection	Yes	Optional frame colours	graphite, white, yellow, red, green, glossy black, pink, only transparent, gold, orange				
Dimensions (LxWxH)	125X65x175 cm	Type of effort	hydraulics	Warranty frame	7 years						
Machine Weight	90 kg	Power Supply	230 VAC 50/60 Hz	Power Consumption	40 VA						
		TV: DVB-T/T2, H.264, IPTV*	standard	Standard frame colour	glossy silver						
		TV: DVB-C, ATSC	optional								

	Touch Screen		Design		Training Programs		Rapid Touch Control		Panatta Plus Connection		Energy Saving
Dimensions (LxWxH)	145x85x205 cm	Resistance range	1-32 (progression 0,5)	Internet Connection	Yes	Standard frame colour	glossy silver				
Machine Weight	250 kg	Power Supply	48 VDC, 5.8 A, 280 W	TV: DVB-T/T2, H.264, IPTV*	standard	Optional frame colours	red, green, glossy black, pink, only transparent, gold, orange				
Step (LxWxH)	27x46x19,5 cm	Power Requirements	100-240 VAC, 50/60 Hz								
Step-up height	36 cm	Brake system	electromagnetic	TV: DVB-C, ATSC	optional						
Speed	25-175 spm	Transmission	chain-belt								



Worldwide Fitness Company



# FENIX LED PLUS

La purezza del design rinasce nell'essenza della tecnologia: forme pulite, interfaccia multi-touch screen con programmi d'allenamento ideali per soddisfare le esigenze di qualsiasi utente. Finalmente con Fenix il vero Made in Italy ad un rapporto qualità/prezzo che solo Panatta può offrire.

The design purity revives into the essence of technology: multi-touch screen interface with training programs suitable to satisfy the needs of every user. At last with Fenix the real Made in Italy with a quality/price ratio that only Panatta can offer.

n° machines: 6

Find more



FR. La pureté du design renaît dans l'essence de la technologie : des formes claires, une interface simple et intuitive avec des programmes d'entraînement pour toute exigence de l'utilisateur. Finalement avec Fenix le vrai Made in Italy à un rapport qualité-prix tel qu'il ne peut être offert que par Panatta même.

ES. La pureza del design renace en la esencia de la tecnología : formas limpias, una interfaz sencilla e intuitiva con programas de entrenamiento para todo tipo de exigencia del usuario. Por fin gracias a Fenix tenemos el verdadero Made in Italy con una relación calidad-precio que sólo Panatta puede ofrecer.

DE. Die Reinheit des Designs wird im Wesen der Technik wiedergeboren: klare Formen, einfache und intuitive Benutzeroberfläche mit geeigneten Trainingsprogrammen, um den Bedürfnissen aller Benutzer gerecht zu werden. Schließlich erhalten Sie mit Fenix ein echtes Produkt „Made in Italy“ zu einem optimalen Preis-Leistungs-Verhältnis, das nur Panatta anbieten kann.

RU. Чистота дизайна возрождается самой сущностью высоких технологий: чистые линии, простой и интуитивный интерфейс с программами тренировок, которые идеально подходят для удовлетворения потребностей любых клиентов. Наконец, благодаря Fenix, появилось настоящее изделие под маркой «Сделано в Италии» (Made in Italy) с отличным соотношением качество/цена, что только компания Panatta может предложить.

AR. تتكامل أناقة التصميم مع جوهر التقنية: أشكال جميلة، واجهة بسيطة وبيديهية ببرامج تدريب مناسبة جدا لتلبي احتياجات أي مستخدم. وأخير وليس آخرًا، مع Fenix، فخر الصناعة الإيطالية، يتوازن بين الجودة/السعر الذي تستطيع فقط تقديمه Panatta.

DESIGN  
& MADE  
IN ITALY



# RUNNER- LED PLUS

LED PLUS - 1FX103



# ELLIPTICAL - LED PLUS

LED PLUS SELF POWERED - 1FX104A



	Design		Training Programs		Rapid Touch Control		Energy Saving
Inclination	0-15%	Power Supply	230 VAC 50/60 Hz	Max. absorbed power	2300 VA	Optional frame colours	graphite, white, yellow, red, glossy black, pink, only transparent, green, gold, orange
Speed	0.5/20 km/h (±0.1)	Treadmill surface (LxW)	155x52 cm	Warranty frame	7 years		
Dimensions (LxWxH)	215x85x145 cm	Engine Power (peak)	5 HP				
Machine Weight	205 kg						

	Design		Training Programs		Rapid Touch Control		Energy Saving
Difficulty level	1-16	Machine Weight	140 kg	Resistance system	electromagnetic	Optional frame colours	graphite, white, yellow, red, glossy black, pink, only transparent, green, gold, orange
Resistance	500 W	Stride Length	52 cm	Power Supply	self powered		
Dimensions (LxWxH)	220x75x160 cm	Transmission system	belt	Warranty frame	7 years		


# BIKE - LED PLUS

LED PLUS SELF POWERED - 1FX101A




# HORIZONTAL BIKE - LED PLUS

LED PLUS SELF POWERED - 1FX102A



Difficulty level	1-16	Machine Weight	80 kg	Power Supply	self powered	Optional frame colours	graphite, white, yellow, red, glossy black, pink, only transparent, green, gold, orange
Resistance	500 W	Transmission system	belt	Warranty frame	7 years		
Dimensions (LxWxH)	125x60x145 cm	Resistance system	electromagnetic				



Difficulty level	1-16	Machine Weight	85 kg	Power Supply	self powered	Optional frame colours	graphite, white, yellow, red, glossy black, pink, only transparent, green, gold, orange
Resistance	500 W	Transmission system	belt	Warranty frame	7 years		
Dimensions (LxWxH)	155x60x135 cm	Resistance system	electromagnetic				

# STEP - LED PLUS

LED PLUS - 1FX105



# CLIMBER - LED PLUS

LED PLUS - 1FX106



THREE STEPS ALWAYS AVAILABLE



Design



Training Programs



Rapid Touch Control



Energy Saving

Difficulty level	1-16	Length motion	52 cm	Type of effort	hydraulics	Optional frame colours	graphite, white, yellow, red, glossy black, pink, only transparent, green, gold, orange
Dimensions (LxWxH)	125x65x175 cm	Power Supply	100-230 VAC 50/60 Hz	Warranty frame	7 years		
Machine Weight	90 kg						



Design



Training Programs



Rapid Touch Control



Energy Saving

Dimensions (LxWxH)	145x85x205 cm	Resistance range	1-16 (progression 1)	Internet Connection	Yes	Standard frame colour	glossy silver
Machine Weight	250 kg	Power Supply	48 VDC, 5.8 A, 280 W	TV: DVB-T/T2, H.264, IPTV*	standard	Optional frame colours	Optional frame colours
Step (LxWxH)	27x46x19,5 cm	Power Requirements	100-240 VAC, 50/60 Hz	TV: DVB-C, ATSC	optional		red, green, glossy black, pink, only transparent, gold, orange
Step-up height	36 cm	Brake system	electromagnetic				
Speed	25-175 spm	Transmission	chain-belt				



Worldwide Fitness Company

# ECOCLIMBER PANATTA

Una vera novità nel panorama fitness mondiale!  
 Un Climber meccanico, senza motore ed Energy Free 100%.  
 Ideale per un allenamento cardio fitness completo focalizzato su gambe, glutei e polpacci – dove il vero motore sei TU!  
 Un prodotto versatile e polivalente che può essere inserito nella sala fitness come singolo attrezzo, integrato nelle aree funzionali per rendere l'allenamento cross-functional più completo o utilizzato per allenamenti di gruppo.

A unique product on the world fitness stage!  
 A mechanic Climber, with no motor and 100% Energy Free. The ideal solution for a full cardio fitness training focused on legs, glutes and calves – With our Ecoclimber, you are the real engine! A versatile and polyvalent product that can be included in the gym as single machine, added to the functional areas to complement cross-functional training or even used in group training.

**FR.** Une vraie nouveauté dans le panorama mondial du fitness!  
 Un Climber mécanique, sans moteur et 100% Energy Free.  
 Idéal pour un entraînement cardio complet axé sur les jambes, fessiers et mollets - où le véritable moteur c'est TOI!  
 Un produit polyvalent qui peut être inséré dans la salle de fitness comme machine unique, intégré dans les zones fonctionnelles pour rendre l'entraînement cross-functional plus complet ou utilisé pour les circuits de groupe.

**ES.** Una verdadera novedad en el panorama del fitness mundial!  
 Un Climber mecánico, sin motor y 100% Energy Free.  
 La solución ideal para un entrenamiento cardio fitness centrado en piernas, gluteos y pantorrillas-¡Usted va a ser el verdadero motor de esta máquina! Un producto versátil y multifuncional que se puede incluir en el centro fitness como máquina individual, puede integrar las áreas funcionales para completar el entrenamiento cross-functional o incluso ser usado para entrenamientos de grupo.

**DE.** Ist eine echte Neuheit im globalen Fitnessmarkt! Ein mechanischer Kletterer, ohne Motor und 100% Energiefrei. Ideal für ein komplettes Cardio-Fitnesstraining mit Schwerpunkt auf Beinen, Gesäß und Waden - wo SIE der wahre Motor sind! Ein vielseitiges Produkt, das im Fitnessraum eingesetzt und in die verschiedenen Übungen integriert werden kann, um das funktionsübergreifende Training zu vervollständigen. Des Weiteren kann es auch im Gruppentraining verwendet wird.

**RU.** Настоящая новинка в глобальной фитнес-панораме!  
 Механический лестница - стейпер, без мотора и 100% без энергии. Идеально подходит для полной кардио-фитнес-тренировки, ориентированной на ноги, ягодицы и икры - где вы настоящий двигатель! Универсальный и универсальный продукт, который можно вставлять в тренажерный зал как единый инструмент, интегрировать в функциональные зоны, чтобы сделать межфункциональную тренировку более полной или использовать для групповой тренировки.

**AR.** هي آلة تينديبل قاي للاماروناب يف هي قاي قح هشادح يلاشم. قاطلا نم هي اخ 100% و كرحم نودب ، يكيين الكيم قلستم يلح زكرت يتلاو بلقلل لةم الكلا قاي تينديبل قاي للال نيرامت قيرامل قاي قح لال كرحم لال تنان نوكت شيح لوج عل او فادرال او نيقاسرلا قخرغ يف هجاردا نكم ي تامادخستال ددختمو تامادخستال ددختم جتنم لرحل هي في ظلوال تالاجملا يف هجدم قدهاو اءاك قاي تينديبل قاي للال بي رنتلل ممدخستال و ال امتك رثكأ فئاطول ددختم بي رنتل



## ECOCLIMBER

ECOCLIMBER - 1CF70



SMARTPHONE/TABLET SUPPORT



THREE STEPS ALWAYS AVAILABLE



Dimensions (LxWxH)	145x90x215 cm	Step (LxWxH)	27x46x19,5 cm	Resistance levels	6	Brake system	magnetic
Machine Weight	160 kg	Step-up height	32,5 cm	Power Supply	not required	Trasmission	chain-belt



# PANATTA STRENGTH LINES MAIN FEATURES

## THE ART OF MADE IN ITALY

OUR STRENGTH LINES PERFECTLY EMBODIES PANATTA DNA: CONSTANT RESEARCH OF EXCELLENT BIOMECHANICS, 100% MADE IN ITALY, UNIQUE DESIGN AND EXTREME CARE TO DETAILS. ALL THE STRENGTH LINES ARE CHARACTERIZED BY TAILORED SARTORIAL SUPPLIES BASED ON CUSTOMER REQUIREMENTS. MORE THAN 2000 COLOUR COMBINATIONS.

## BIOMECHANICAL UNIQUENESS

PERFECT MACHINES IN THEIR FUNCTIONING AND ERGONOMICS THANKS TO MANY YEARS OF EXPERIENCE AND IN FULL RESPECT OF PANATTA PHILOSOPHY. BIOMECHANICS DERIVED FROM THE EXPERIENCE GOT IN THE DEVELOPMENT OF THE FREE WEIGHT LINE, WHICH RESPONDS TO THE STRICT TRAINING STANDARDS OF THE ATHLETES AND PROFESSIONALS OF THE SECTOR ENSURING MAXIMUM PERFORMANCE RESULTS IN TOTAL SAFETY.

## SOLIDITY AND ROBUSTNESS

FRAMES MADE IN ALLOY STEEL FROM 3 TO 10 MM IN THICKNESS ENSURE THE HIGHEST SOLIDITY, STABILITY AND RESISTANCE WITH PARTICULAR FOCUS ON LIGHTNESS.



## MORE THAN 250 STRENGTH MACHINES

WITH MORE THAN 250 MACHINES PANATTA OFFERS THE WIDER RANGE OF STRENGTH EQUIPMENTS IN THE FITNESS SECTOR. PANATTA ISOTONIC LINES ARE THE ONLY ONES CAPABLE TO ENSURE HIGH-STANDARD MACHINES FOR A SYSTEMATIC AND EFFICIENT TRAINING OF EACH MUSCLE GROUP. UNIQUE AND PATENTED AT AN INTERNATIONAL LEVEL AND ABLE TO MEET THE NEEDS OF EVERY KIND OF USER.

## THE BEST QUALITY / PRICE RATIO

OUR STRENGTH LINES COVER ALL THE RANGES OF INVESTMENT. THE MACHINES PRICES BOAST AN UNRIVALED COMPETITIVENESS IN THE MARKET ALSO IF COMPARED TO USED PRODUCTS. THE BEST FUNCTIONALITY AND PERFORMANCE WITH A VALUE FOR MONEY THAT ONLY PANATTA CAN OFFER.

# STRENGTH

## MONOLITH

DESIGNED AND MADE IN ITALY - WARRANTY: 10 YEARS  
36 Machines

### UPPER BODY

Lat Pulldown  
Pulley Row  
Rowing Machine Circular  
Deltoid Press Circular  
Lateral Deltoids  
Vertical Chest Press Circular  
Inclined Chest Press Circular  
Pectoral Machine  
Dips Press  
Curling Machine  
Triceps Machine  
Alternate Arm Curl  
Alternate Arm Extension

### CORE

Lower Back  
Abdominal Crunch

### LOWER BODY

Leg Extension  
Leg Curling  
Seated Leg Curling  
Horizontal Adjustable Leg Press  
Abductor Machine  
Adductor Machine  
Dual Adductor Abductor Machine  
Gluteus Machine  
Hip Thrust  
Calf Hack Machine

### MULTIFUNCTIONAL

Cable Crossover  
Adjustable Cable Crossover  
Cable Station  
Adjustable Cable Station  
4-Station Multi Gym  
Jungle Machine  
Jungle Machine + Cable Station with bar  
Jungle Machine + Adjustable Cable Station with bar  
Jungle Machine + Joint Bar + Jungle Machine  
Jungle Machine + Joint Bar + 4-Station Multi Gym  
Peck Back

## FIT EVO

DESIGNED AND MADE IN ITALY - WARRANTY: 7 YEARS  
57 Machines + 22 Benches

### UPPER BODY

Lat Pulldown  
Lat Pulldown Circular  
Pulley Row  
Rowing Machine Circular  
Deltoid Press  
Deltoid Press Base  
Deltoid Press Circular  
Lateral Deltoids  
Pectoral Machine  
Pectoral Machine Base  
Vertical Chest Press  
Vertical Chest Press Base  
Vertical Chest Press Circular  
Inclined Chest Press  
Inclined Chest Press Base

Inclined Chest Press Circular  
Pullover Machine  
Pullover Machine Base  
Rotary Cuff  
Curling Machine  
Triceps Machine  
Alternate Arm Curl  
Alternate Arm Extension

### CORE

Lower Back  
Upper Abdominal Machine  
Abdominal Crunch  
Torsion Machine

### LOWER BODY

Leg Extension  
Leg Curling  
Seated Leg Curling  
Standing Leg Curling  
Dual System Horizontal Leg Press  
Horizontal Leg press  
Abductor Machine  
Adductor Machine  
Dual Adductor Abductor Machine  
Master Gluteus  
Gluteus Machine  
Hip Thrust  
Calf Machine  
Multi Hip  
Standing Abductor Machine

### MULTIFUNCTIONAL

Cable Crossover  
Adjustable Cable Crossover  
4-Station Multi Gym  
4-Station Multi Gym + Cable Station with Bar  
4-Station Multi Gym + Adjustable Cable Station with Bar  
Smith Machine Linear Bearings  
High Low Pulley  
Jungle Machine  
Jungle Machine HLP  
Jungle Machine + Cable Station with Bar  
Jungle Machine hlp + Adjustable Cable Station with Bar  
Peck Back  
Standing Multi Flight  
Multipurpose Press  
Chin and Dip Counterbalanced

### BENCHES

Flat Bench  
Olympic Flat Bench  
Olympic Inclined Bench  
Olympic Declined Bench  
Olympic Shoulder Bench

Seated Curl Bench  
Curl Rack  
Adjustable Back Extension  
Adjustable Crunch Board  
Reverse Crunch Abs

Sit Up Board  
Abdominal Isolator  
Iperextension Bench  
Iperextension 45° Bench  
Squat Rack  
Fully Adjustable Bench

Chin and Dip  
Torsion Bench  
Standing Double Twister  
Standing and Seated Double Twister  
Multipurpose Seated Bench  
Sissy Squat

## SEC

DESIGNED AND MADE IN ITALY - WARRANTY: 2 YEARS  
38 Machines + 11 Benches

### UPPER BODY

Lat Pulldown  
Pulley Row  
Rowing Machine  
Deltoid Press Convergent Plus  
Deltoid Press Convergent  
Pectoral Machine Plus  
Pectoral Machine  
Vertical Chest Press Convergent Plus  
Vertical Chest Press Convergent  
Inclined Chest Press Convergent Plus  
Inclined Chest Press Convergent

Curling Machine  
Triceps Machine

### CORE

Lower Back  
Upper Abdominal Machine

### LOWER BODY

Leg Extension  
Leg Curling  
Seated Leg Curling

Horizontal Leg Press  
Horizontal Leg Press / Medical  
Abductor Machine  
Adductor Machine  
Adductor / Abductor Machine  
Calf Machine  
Multi Hip

### MULTIFUNCTIONAL

Cable Crossover  
Adjustable Cable Crossover

High Low Pulley  
4-Station Multi Gym  
4-Station Multi Gym + Cable Station with Bar  
4-Station Multi Gym + Adjustable Cable Station  
Smith Machine Linear Bearings  
Jungle Machine  
Jungle Machine HLP  
Jungle Machine + Cable Station with Bar  
Jungle Machine HLP + Adjustable Cable Station with Bar  
Peck Back

### BENCHES

Olympic Flat Bench  
Olympic Inclined Bench  
Olympic Shoulder Bench

Seated Curl Bench  
Curl Rack  
Adjustable Crunch Board

AB Crunch Bench  
Iperextension 45° Bench

Fully Adjustable Bench  
Chin and Dip  
Squat Rack

## FREWEIGHT HP

DESIGNED AND MADE IN ITALY - WARRANTY: 7 YEARS  
44 Machines + 18 Benches

### UPPER BODY

Vertical Chest Press  
Inclined Chest Press  
Super Inclined Bench Press  
Inclined Bench Press  
Super Horizontal Bench Press  
Horizontal Bench Press  
Inclined Flight Machine  
Declined Chest Press  
Dips Press Dual System  
Low Row  
Power Row  
Super Rowing  
Rowing Machine

T-Bar Row  
Lat Machine Convergent  
High Row  
Super Dorsy Bar  
Dorsy Bar  
Deltoid Press  
Back Deltoids  
Triceps Machine  
Curling Machine

### CORE

Abdominal Crunch

### LOWER BODY

Leg Press 45°  
Leg Press Bridge  
Vertical Leg Press  
Squat Machine  
Power Squat  
Hack Squat  
Leg Extension  
Leg Curling  
Hip Thrust  
Seated Calf  
Donkey Calf  
Calf Hack

### MULTIFUNCTIONAL

Smith Machine Counterbalanced Linear Bearings Full  
Smith Machine Counterbalanced Linear Bearings Base  
Power Smith Dual System  
Power Smith Dual System Upper  
Half Rack Base  
Half Rack Full  
Jammer  
Combo Twist  
Squat Lunge

### BENCHES

Power Rack  
Multipurpose Sit up Bench  
Fully Adjustable Bench  
Fully Adjustable  
(Special Kit Smith Machine Base)

Fully Adjustable  
(Special Kit Half Rack Base)  
Power Tower  
Olympic Multi Bench  
Super Olympic Flat Bench

Olympic Flat Bench  
Super Olympic Inclined Bench  
Olympic Inclined Bench  
Multimotion Bench  
Olympic Shoulder Bench

Super Olympic Shoulder Bench  
Triceps Bench  
Standing Curl Bench  
Adjustable Standing Curl Bench  
Power Platform

## ACCESSORIES

Exercise Bars  
Barbells

Racks  
Dumbbells

Weight Discs

Accessory Holders







# MONOLITH

Worldwide Fitness Company

## MONOLITH

Monolith è la sintesi perfetta del dna Panatta: costante ricerca dell'eccellenza biomeccanica, Made in Italy al 100%, design unico ed estrema cura di ogni dettaglio. Una linea isotonica top di gamma che coniuga lusso ed eleganza per uno stile senza tempo.

Monolith perfectly embodies Panatta dna: constant research of excellent biomechanics, 100% Made in Italy, unique design and extreme care to details. An isotonic line that is the top of the range and that combines luxury and elegance in a never ending style.

n° machines: 36

Find more



Panatta Plus  
Connection



FR. Monolith est la synthèse parfaite de l'ADN Panatta: recherche constante de l'excellence biomécanique, Made in Italy au 100%, design unique et extrême attention aux détails. Une ligne de musculation top de gamme qui allie luxe et élégance pour un style intemporel..

ES. Monolith resume perfectamente el ADN Panatta: una búsqueda constante de la excelencia biomecánica 100% Made in Italy, diseño único y esmero en los detalles. Una línea isotónica de las mejores que une lujo y elegancia para un estilo sin tiempo.

DE. Monolith ist die perfekte synthese der DNA-Panatta: konstante suche nach exzellenz, biomechanik, Made in Italy 100%, einzigartiges design und äußerste sorgfalt für jedes detail. Eine top isotonische linie die das Sortiment, Luxus und Eleganz zu einem zeitlosen Stil verbindet.

RU. Monolith – идеальный синтез, подчеркивающий ДНК Panatta: проведение постоянных исследований для достижения совершенной биомеханики, 100% Made in Italy, плавные контуры и отделка ручной работы наделяют новую линию уникальностью и эксклюзивностью. Новая линия силовых тренажеров сочетает в себе роскошь и элегантность, создавая подлинный стиль, неподвластный времени.

AR. Monolith من PANATTA يشمل بشكل مثالي : البحث المستمر للميكانيكا الحيوية الممتازة ، الصناعة الإيطالية 100% ، التصميم الفريد و الإهتمام بأدق التفاصيل .

نهج من الصناعة يمثل قمة المدى و يجمع بين الفخامة و الأناقة بأسلوب لا ينتهي

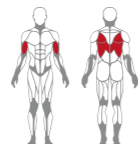
DESIGN  
& MADE  
INITALY






### LAT PULLDOWN

UPPER BODY  
1MTH001

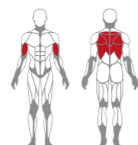


DIMENSIONS		LOAD	OPTIONAL
W 75 cm	H 230 cm	Std 100 kg	various bars and handles
L 120 cm	Wt 225 kg	Opt 130 kg	

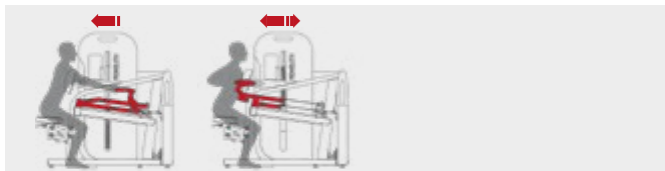


### ROWING MACHINE CIRCULAR

UPPER BODY  
1MTH004

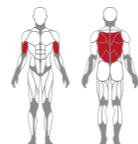


DIMENSIONS		LOAD	OPTIONAL
W 120 cm	H 160 cm	Std 100 kg	kit 2,5 kg increase
L 160 cm	Wt 280 kg	Opt 120 kg	




### PULLEY ROW

UPPER BODY  
1MTH003

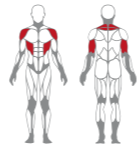


DIMENSIONS		LOAD	OPTIONAL
W 100 cm	H 200 cm	Std 100 kg	various bars and handles
L 190 cm	Wt 240 kg	Opt 130 kg	




### DELTOID CHEST PRESS CIRCULAR

UPPER BODY  
1MTH024

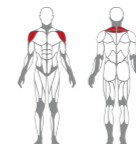


DIMENSIONS		LOAD	OPTIONAL
W 135 cm	H 160 cm	Std 100 kg	kit 2,5 kg increase
L 145 cm	Wt 320 kg	Opt 120 kg	



### LATERAL DELTOIDS

UPPER BODY  
1MTH026

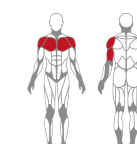


DIMENSIONS		LOAD	OPTIONAL
W 110 cm	H 160 cm	Std 80 kg	kit 2,5 kg increase
L 110 cm	Wt 225 kg		




### VERTICAL CHEST PRESS CIRCULAR

UPPER BODY  
1MTH033

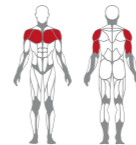


DIMENSIONS		LOAD	OPTIONAL
W 135 cm	H 175 cm	Std 100 kg	kit 2,5 kg increase
L 145 cm	Wt 310 kg	Opt 120 kg	




### INCLINED CHEST PRESS CIRCULAR

UPPER BODY  
1MTH034

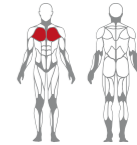


DIMENSIONS		LOAD	OPTIONAL
W 135 cm	H 165 cm	Std 100 kg	kit 2,5 kg increase
L 145 cm	Wt 315 kg	Opt 120 kg	




### PECTORAL MACHINE

UPPER BODY  
1MTH035



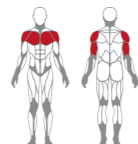
DIMENSIONS		LOAD	OPTIONAL
W 135 cm	H 160 cm	Std 80 kg	kit 2,5 kg increase
L 145 cm	Wt 290 kg	Opt 120 kg	



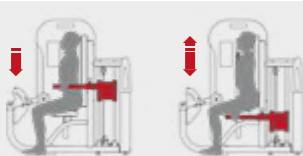


### DIPS PRESS

UPPER BODY  
1MTH038

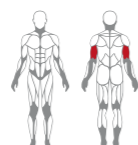


DIMENSIONS		LOAD	OPTIONAL
W 110 cm	H 160 cm	Std 80 kg	kit 2,5 kg increase
L 150 cm	Wt 270 kg		



### TRICEPS MACHINE

UPPER BODY  
1MTH053

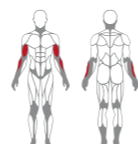


DIMENSIONS		LOAD	OPTIONAL
W 110 cm	H 160 cm	Std 50 kg	kit 2,5 kg increase
L 135 cm	Wt 200 kg	Opt 80 kg	



### CURLING MACHINE

UPPER BODY  
1MTH051

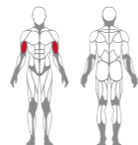


DIMENSIONS		LOAD	OPTIONAL
W 110 cm	H 160 cm	Std 80 kg	kit 2,5 kg increase
L 120 cm	Wt 260 kg		




### ALTERNATE ARM CURL

UPPER BODY  
1MTH056

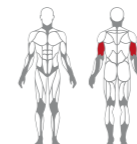


DIMENSIONS		LOAD	OPTIONAL
W 140 cm	H 160 cm	Std 50 kg	kit 2,5 kg increase
L 110 cm	Wt 230 kg	Opt 80 kg	




### ALTERNATE ARM EXTENSION

UPPER BODY  
1MTH057

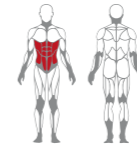


DIMENSIONS		LOAD	OPTIONAL
W 140 cm	H 160 cm	Std 50 kg	kit 2,5 kg increase
L 110 cm	Wt 230 kg	Opt 80 kg	



### ABDOMINAL CRUNCH

CORE  
1MTH067

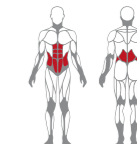


DIMENSIONS		LOAD	OPTIONAL
W 125 cm	H 170 cm	Std 50 kg	kit 2,5 kg increase
L 110 cm	Wt 215 kg	Opt 80 kg	



### LOWER BACK

CORE  
1MTH005

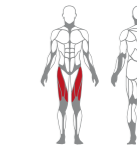


DIMENSIONS		LOAD	OPTIONAL
W 115 cm	H 160 cm	Std z 80 kg	steel platform;
L 170 cm	Wt 275 kg	Opt 120 kg	kit 2,5 kg increase




### LEG EXTENSION

LOWER BODY  
1MTH081



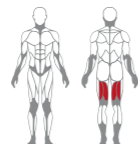
DIMENSIONS		LOAD	OPTIONAL
W 110 cm	H 160 cm	Std 80 kg	kit 2,5 kg increase
L 145 cm	Wt 265 kg	Opt 100 kg	





### LEG CURLING

LOWER BODY  
1MTH082

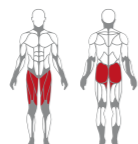


DIMENSIONS		LOAD	OPTIONAL
W 110 cm	H 160 cm	Std 80 kg	kit 2,5 kg increase
L 190 cm	Wt 265 kg	Opt 100 kg	




### HORIZONTAL ADJUSTABLE LEG PRESS

LOWER BODY  
1MTH085

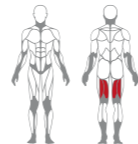


DIMENSIONS		LOAD	OPTIONAL
W 115 cm	H 200 cm	Std 200 kg	adjustable carriage gas assisted; steel platform
L 200 cm	Wt 470 kg	Opt 300 kg	



### SEATED LEG CURLING

LOWER BODY  
1MTH083

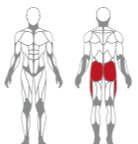


DIMENSIONS		LOAD	OPTIONAL
W 110 cm	H 160 cm	Std 80 kg	kit 2,5 kg increase
L 145 cm	Wt 265 kg	Opt 100 kg	



### ABDUCTOR MACHINE

LOWER BODY  
1MTH086

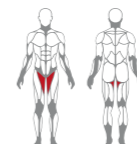


DIMENSIONS		LOAD	OPTIONAL
W 140 cm	H 160 cm	Std 80 kg	kit 2,5 kg increase; customizable privacy display
L 140 cm	Wt 270 kg	Opt 100 kg	



### ADDUCTOR MACHINE

LOWER BODY  
1MTH087

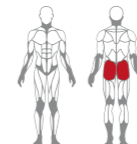


DIMENSIONS		LOAD	OPTIONAL
W 140 cm	H 160 cm	Std 80 kg	kit 2,5 kg increase; customizable privacy display
L 140 cm	Wt 270 kg	Opt 100 kg	



### GLUTEUS MACHINE

LOWER BODY  
1MTH088

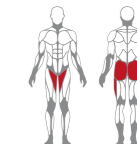


DIMENSIONS		LOAD	OPTIONAL
W 110 cm	H 160 cm	Std 50 kg	kit 2,5 kg increase
L 150 cm	Wt 275 kg	Opt 80 kg	



### DUAL ADDUCTOR ABDUCTOR MACHINE

LOWER BODY  
1MTH093

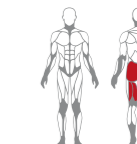


DIMENSIONS		LOAD	OPTIONAL
W 140 cm	H 160 cm	Std 80 kg	kit 2,5 kg increase; customizable privacy display
L 140 cm	Wt 315 kg	Opt 100 kg	

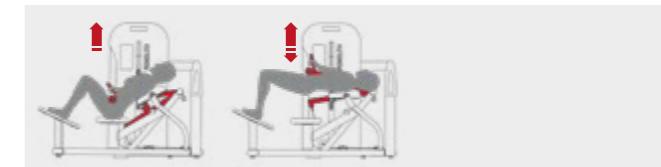


### HIP THRUST

LOWER BODY  
1MTH097



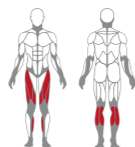
DIMENSIONS		LOAD	OPTIONAL
W 120 cm	H 160 cm	Std 100 kg	kit 2,5 kg increase; adjustable platform
L 195 cm	Wt 330 kg	Opt 120 kg	





### CALF HACK MACHINE

LOWER BODY  
1MTH092

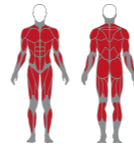


DIMENSIONS		LOAD	OPTIONAL
W 115 cm	H 200 cm	Std 100 kg	steel platform
L 190 cm	Wt 355 kg	Opt 130 kg	




### CABLE CROSSOVER

MULTIFUNCTIONAL  
1MTH111

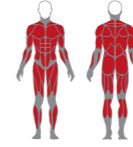


DIMENSIONS		LOAD	OPTIONAL
W 110 cm	H 235 cm	Std 80 kg	kit 2,5 kg increase;
L 385 cm	Wt 495 kg	Opt 100 kg	various bars and handles




### ADJUSTABLE CABLE STATION

MULTIFUNCTIONAL  
1MTH114

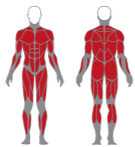


DIMENSIONS		LOAD	OPTIONAL
W 110 cm	H 235 cm	Std 80 kg	kit 2,5 kg increase;
L 110 cm	Wt 275 kg	Opt 100 kg	various bars and handles




### ADJUSTABLE CABLE CROSSOVER

MULTIFUNCTIONAL  
1MTH125

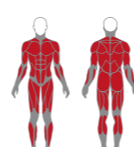


DIMENSIONS		LOAD	OPTIONAL
W 110 cm	H 235 cm	Std 80 kg	kit 2,5 kg increase;
L 385 cm	Wt 585 kg	Opt 100 kg	customizable privacy display



### CABLE STATION

MULTIFUNCTIONAL  
1MTH126

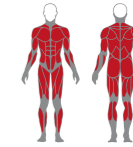


DIMENSIONS		LOAD	OPTIONAL
W 110 cm	H 235 cm	Std 80 kg	kit 2,5 kg increase;
L 110 cm	Wt 265 kg	Opt 100 kg	various bars and handles



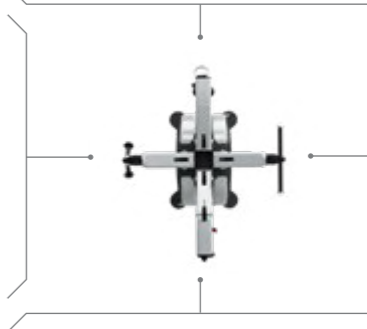
### 4-STATION MULTI GYM

MULTIFUNCTIONAL - MODULAR MACHINE  
1MTH112



S4 | SIDE WIDE  
 TRICEPS STATION STRAIGHT BAR  
 TRICEPS STATION PRESSDOWN BAR (default)

S1 | SIDE SHORT  
 CABLE STATION (default)  
 ADJUSTABLE CABLE STATION  
 TRICEPS STATION PRESSDOWN BAR



S2 | SIDE WIDE  
 TRICEPS STATION STRAIGHT BAR (default)  
 TRICEPS STATION PRESSDOWN BAR

S3 | SIDE SHORT  
 CABLE STATION  
 ADJUSTABLE CABLE STATION (default)  
 TRICEPS STATION PRESSDOWN BAR

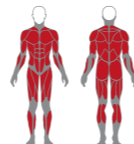
DIMENSIONS		LOAD	OPTIONAL
W 150 cm	H 240 cm	Std 80 kg	kit 2,5 kg increase (short sides);
L 120 cm	Wt 610 kg	Opt 100 kg	various bars and handles





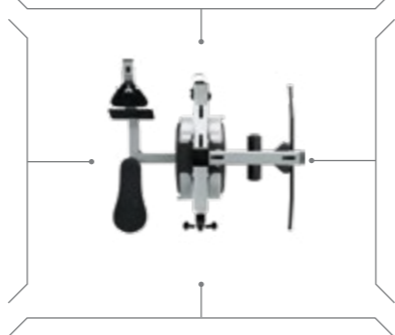
## JUNGLE MACHINE

MULTIFUNCTIONAL - MODULAR MACHINE  
1MTH115



**S4 | SIDE WIDE**  
 PULLEY STATION (default)  
 LAT MACHINE STATION

**S1 | SIDE SHORT**  
 CABLE STATION (default)  
 ADJUSTABLE CABLE STATION  
 TRICEPS STATION PRESSDOWN BAR



**S2 | SIDE WIDE**  
 PULLEY STATION  
 LAT MACHINE STATION (default)

**S3 | SIDE SHORT**  
 CABLE STATION  
 ADJUSTABLE CABLE STATION  
 TRICEPS STATION PRESSDOWN BAR (default)

**DIMENSIONS**

W 190 cm H 235 cm  
 L 205 cm Wt 665 kg

**LOAD**

Std 80/100 kg  
 Opt 100/130 kg

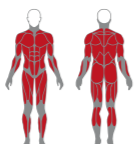
**OPTIONAL**

kit 2,5 kg increase (short sides);  
 various bars and handles



## JUNGLE MACHINE / CABLE STATION WITH BAR

MULTIFUNCTIONAL  
1MTH115+1MTH116



**DIMENSIONS**

W 205 cm H 235 cm  
 L 480 cm Wt 930 kg

**LOAD**

Std 80/100 kg  
 Opt 100/130 kg

**OPTIONAL**

steel platform

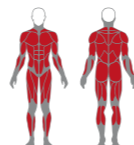
**1MTH115**

**1MTH116**

- S1 CABLE STATION
- S2 PULLEY STATION
- S3 TRICEPS STATION PRESSDOWN BAR
- S4 LAT MACHINE STATION

## JUNGLE MACHINE / ADJUSTABLE CABLE STATION WITH BAR

MULTIFUNCTIONAL  
1MTH115+1MTH124



**DIMENSIONS**

W 205 cm H 235 cm  
 L 490 cm Wt 975 kg

**LOAD**

Std 80/100 kg  
 Opt 100/130 kg

**OPTIONAL**

steel platform

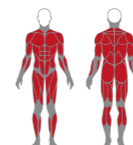
**1MTH115**

**1MTH124**

- S1 ADJUSTABLE CABLE STATION
- S2 PULLEY STATION
- S3 TRICEPS STATION PRESSDOWN BAR
- S4 LAT MACHINE STATION

## JUNGLE MACHINE / JOINT BAR / JUNGLE MACHINE

MULTIFUNCTIONAL  
1MTH115+1MTH119+1MTH115



**DIMENSIONS**

W 205 cm H 235 cm  
 L 550 cm Wt 1365 kg

**LOAD**

Std 80/100 kg  
 Opt 100/130 kg

**OPTIONAL**

steel platform

**1MTH115**

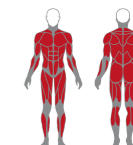
- S1 ADJUSTABLE CABLE STATION
- S2 LAT MACHINE STATION
- S3 CABLE STATION
- S4 LAT MACHINE STATION

**1MTH115**

- S1 CABLE STATION
- S2 PULLEY STATION
- S3 ADJUSTABLE CABLE STATION
- S4 PULLEY STATION

## JUNGLE MACHINE / JOINT BAR / 4-STATION MULTI GYM

MULTIFUNCTIONAL  
1MTH115+1MTH119+1MTH112



**DIMENSIONS**

W 205 cm H 240 cm  
 L 555 cm Wt 1310 kg

**LOAD**

Std 80/100 kg  
 Opt 100/130 kg

**OPTIONAL**

steel platform

**1MTH115**

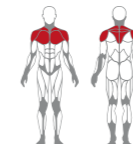
- S1 TRICEPS STATION PRESSDOWN BAR
- S2 LAT MACHINE STATION
- S3 CABLE STATION
- S4 PULLEY STATION

**1MTH112**

- S1 CABLE STATION
- S2 TRICEPS STATION STRAIGHT BAR
- S3 ADJUSTABLE CABLE STATION
- S4 TRICEPS STATION PRESSDOWN BAR

## GLUTEUS MACHINE

UPPER BODY  
1MTH117



**DIMENSIONS**

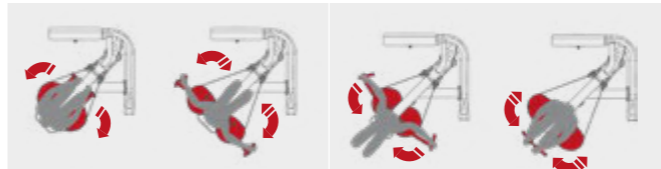
W 130 cm H 195 cm  
 L 140 cm Wt 275 kg

**LOAD**

Std 80 kg

**OPTIONAL**

kit 2,5 kg increase





Worldwide Fitness Company

Fit Evo

# PANATTA FIT EVO




Design moderno, biomeccanica Panatta.  
Fit Evo combina perfettamente funzionalità  
ed estetica, garantendo il massimo comfort  
per tutti gli utenti.

Cutting-edge biomechanical design by Panatta.  
Fit Evo is the perfect combination of functionality  
and aesthetics, guaranteeing the maximum  
comfort for every user.

n° machines: 57  
n° benches: 22

Find more



FR. Design moderne, biomécanique Panatta. Fit Evo allie  
parfaitement fonctionnalité et esthétique, tout en garantissant un  
confort maximum pour tous les usagers.

ES. Diseño moderno, biomecánica Panatta. Fit Evo combina  
perfectamente funcionalidad y estética, garantizando la máxima  
comodidad para todos los usuarios.

DE. Modernes Design, Biomechanik von Panatta. Fit Evo  
ist die perfekte Kombination von Funktionalität und Ästhetik  
und garantiert so höchsten Komfort für alle Benutzer.

RU. Современный дизайн. Биомеханика компании Panatta.  
Fit Evo прекрасно сочетает в себе функциональность и  
красивый внешний вид, гарантируя всем пользователям  
максимальный комфорт.

AR.

تصميم حديث وبيوميكانيكي من صنع Panatta.  
جمع تشكيلة Fit Evo بشكل تام ما بين العملية والجمالية، وتضمن أقصى حد  
من الراحة لجميع المستخدمين.

DESIGN  
& MADE  
INITALY









# NEW GLUTEUS CIRCUIT

THE BEST 4 MACHINES FOR GLUTEUS WORKOUT

HIP THRUST



GLUTEUS MACHINE



STANDING ABDUCTOR MACHINE



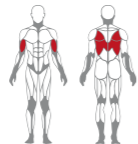
MASTER GLUTEUS



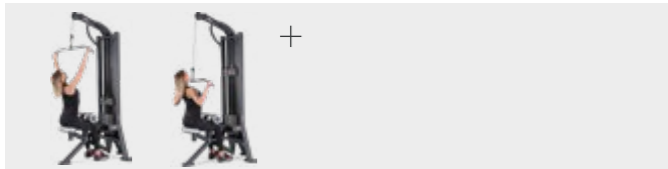


### LAT PULLDOWN

UPPER BODY  
1FE001

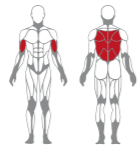


DIMENSIONS		LOAD		OPTIONAL
W	120 cm	H	240 cm	various bars and handles
L	140 cm	Wt	195 kg	




### PULLEY ROW

UPPER BODY  
1FE003

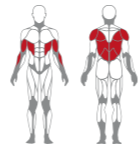


DIMENSIONS		LOAD		OPTIONAL
W	100 cm	H	225 cm	various bars and handles
L	175 cm	Wt	215 kg	

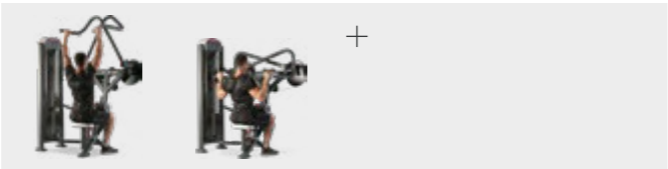


### LAT PULLDOWN CIRCULAR

UPPER BODY  
1FE002

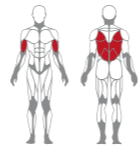


DIMENSIONS		LOAD	
W	145 cm	H	215 cm
L	95 cm	Wt	255 kg




### ROWING MACHINE CIRCULAR

UPPER BODY  
1FE004

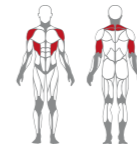


DIMENSIONS		LOAD	
W	155 cm	H	160 cm
L	135 cm	Wt	240 kg




### DELTOID PRESS

UPPER BODY  
1FE025

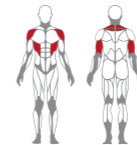


DIMENSIONS		LOAD	
W	160 cm	H	160 cm
L	170 cm	Wt	210 kg




### DELTOID PRESS CIRCULAR

UPPER BODY  
1FE024

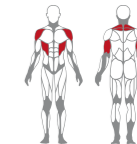


DIMENSIONS		LOAD	
W	155 cm	H	160 cm
L	145 cm	Wt	265 kg




### DELTOID PRESS / BASE

UPPER BODY  
1FE025B

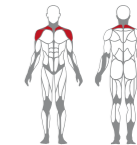


DIMENSIONS		LOAD	
W	160 cm	H	160 cm
L	125 cm	Wt	180 kg




### LATERAL DELTOIDS

UPPER BODY  
1FE026



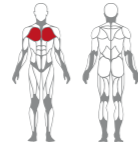
DIMENSIONS		LOAD	
W	125 cm	H	160 cm
L	95 cm	Wt	175 kg





### PECTORAL MACHINE

UPPER BODY  
1FE035

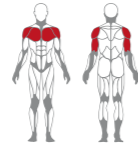


DIMENSIONS		LOAD	
W 145 cm	H 160 cm	Std 80 kg	
L 130 cm	Wt 230 kg	Opt 120 kg	



### VERTICAL CHEST PRESS

UPPER BODY  
1FE036

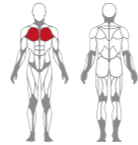


DIMENSIONS		LOAD	
W 150 cm	H 160 cm	Std 100 kg	
L 120 cm	Wt 230 kg		



### PECTORAL MACHINE / BASE

UPPER BODY  
1FE035B

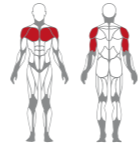


DIMENSIONS		LOAD	
W 145 cm	H 160 cm	Std 80 kg	
L 95 cm	Wt 220 kg	Opt 120 kg	



### VERTICAL CHEST PRESS / BASE

UPPER BODY  
1FE036B

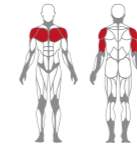


DIMENSIONS		LOAD	
W 150 cm	H 160 cm	Std 100 kg	
L 85 cm	Wt 215 kg		



### VERTICAL CHEST PRESS CIRCULAR

UPPER BODY  
1FE033

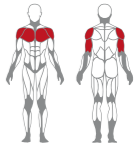


DIMENSIONS		LOAD	
W 145 cm	H 170 cm	Std 100 kg	
L 130 cm	Wt 260 kg	Opt 120 kg	

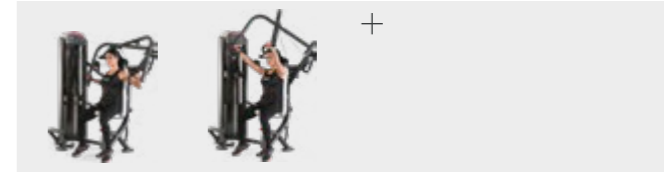


### INCLINED CHEST PRESS CIRCULAR

UPPER BODY  
1FE034

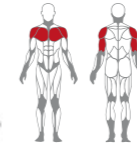


DIMENSIONS		LOAD	
W 145 cm	H 160 cm	Std 100 kg	
L 150 cm	Wt 255 kg	Opt 120 kg	

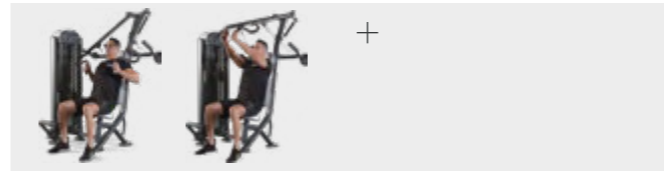


### INCLINED CHEST PRESS

UPPER BODY  
1FE037

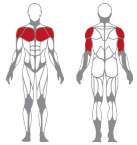


DIMENSIONS		LOAD	
W 160 cm	H 190 cm	Std 80 kg	
L 145 cm	Wt 210 kg	Opt 120 kg	

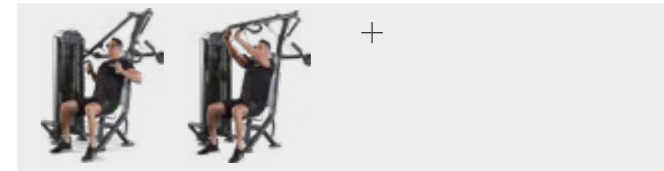


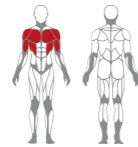
### INCLINED CHEST PRESS / BASE

UPPER BODY  
1FE037B

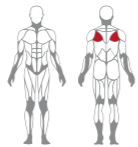


DIMENSIONS		LOAD	
W 160 cm	H 190 cm	Std 80 kg	
L 100 cm	Wt 200 kg	Opt 120 kg	

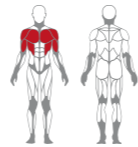


**PULLOVER MACHINE**UPPER BODY  
1FE039

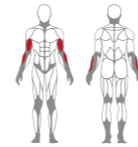
DIMENSIONS		LOAD	
W	140 cm	H	160 cm
L	150 cm	Wt	235 kg
		Std	80 kg
		Opt	100 kg

**ROTARY CUFF**UPPER BODY  
1FE027

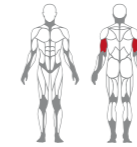
DIMENSIONS		LOAD	
W	150 cm	H	160 cm
L	105 cm	Wt	190 kg
		Std	50 kg
		Opt	80 kg

**PULLOVER MACHINE / BASE**UPPER BODY  
1FE039B

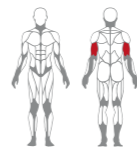
DIMENSIONS		LOAD	
W	140 cm	H	160 cm
L	115 cm	Wt	225 kg
		Std	80 kg
		Opt	100 kg

**CURLING MACHINE**UPPER BODY  
1FE051

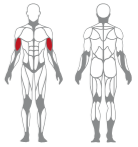
DIMENSIONS		LOAD	
W	110 cm	H	160 cm
L	85 cm	Wt	165 kg
		Std	50 kg
		Opt	80 kg

**TRICEPS MACHINE**UPPER BODY  
1FE053

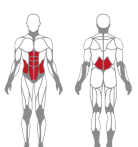
DIMENSIONS		LOAD	
W	115 cm	H	160 cm
L	120 cm	Wt	170 kg
		Std	50 kg
		Opt	80 kg

**ALTERNATE ARM EXTENSION**UPPER BODY  
1FE057

DIMENSIONS		LOAD	
W	150 cm	H	160 cm
L	85 cm	Wt	190 kg
		Std	50 kg
		Opt	80 kg

**ALTERNATE ARM CURL**UPPER BODY  
1FE056

DIMENSIONS		LOAD	
W	150 cm	H	160 cm
L	85 cm	Wt	180 kg
		Std	50 kg
		Opt	80 kg

**LOWER BACK**CORE  
1FE005

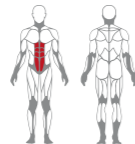
DIMENSIONS		LOAD	
W	140 cm	H	160 cm
L	150 cm	Wt	185 kg
		Std	50 kg
		Opt	120 kg





### UPPER ABDOMINAL MACHINE

CORE  
1FE065

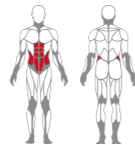


DIMENSIONS		LOAD	
W 140 cm	H 160 cm	Std 50 kg	
L 160 cm	Wt 180 kg	Opt 100 kg	



### TORSION MACHINE

CORE  
1FE066

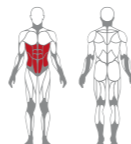


DIMENSIONS		LOAD	
W 145 cm	H 160 cm	Std 50 kg	
L 110 cm	Wt 175 kg	Opt 100 kg	



### ABDOMINAL CRUNCH

CORE  
1FE067

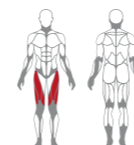


DIMENSIONS		LOAD	
W 130 cm	H 130 cm	Std 50 kg	
L 130 cm	Wt 180 kg	Opt 80 kg	



### LEG EXTENSION

LOWER BODY  
1FE081

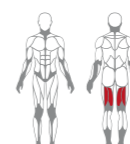


DIMENSIONS		LOAD	
W 105 cm	H 160 cm	Std 80 kg	
L 150 cm	Wt 210 kg	Opt 100 kg	



### LEG CURLING

LOWER BODY  
1FE082

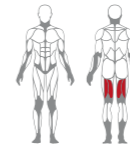


DIMENSIONS		LOAD	
W 100 cm	H 160 cm	Std 50 kg	
L 165 cm	Wt 180 kg	Opt 100 kg	



### STANDING LEG CURLING

LOWER BODY  
1FE084

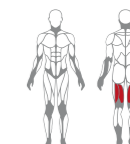


DIMENSIONS		LOAD	
W 110 cm	H 160 cm	Std 50 kg	
L 140 cm	Wt 200 kg	Opt 80 kg	



### SEATED LEG CURLING

LOWER BODY  
1FE083

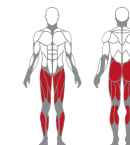


DIMENSIONS		LOAD	
W 105 cm	H 160 cm	Std 50 kg	
L 155 cm	Wt 180 kg	Opt 80 kg	



### DUAL SYSTEM HORIZONTAL LEG PRESS

LOWER BODY  
1FE095



- MAIN FEATURES**
- Physiological load curve with pantograph progressive system
  - Independent levers with blocking system: unilateral or bilateral exercise
  - Start position adjustment



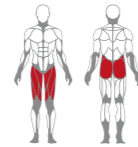
DIMENSIONS		LOAD	
W 115 cm	H 185 cm	Std 200 kg	
L 195 cm	Wt 450 kg	Opt 250 kg	





## HORIZONTAL LEG PRESS

LOWER BODY  
1FE085

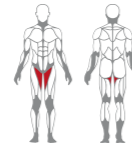


DIMENSIONS		LOAD	
W	120 cm	H	185 cm
L	220 cm	Wt	355 kg
		Std	150 kg
		Opt	200 kg



## ADDUCTOR MACHINE

LOWER BODY  
1FE087

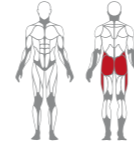


DIMENSIONS		LOAD	
W	70 cm	H	160 cm
L	185 cm	Wt	185 kg
		Std	50 kg
		Opt	100 kg



## ABDUCTOR MACHINE

LOWER BODY  
1FE086

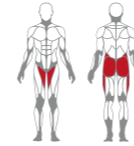


DIMENSIONS		LOAD	
W	70 cm	H	160 cm
L	180 cm	Wt	185 kg
		Std	50 kg
		Opt	100 kg



## ADDUCTOR/ABDUCTOR MACHINE

LOWER BODY  
1FE093

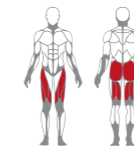


DIMENSIONS		LOAD	
W	70 cm	H	160 cm
L	185 cm	Wt	200 kg
		Std	50 kg
		Opt	100 kg



## MASTER GLUTEUS

LOWER BODY  
1FE094



### MAIN FEATURES

- Multiple workout position: adjustable system for selecting the workout level on 3 different angles
- Adjustable thrust arm non-slip painted
- Elbow padding and support grips with horizontal adjustment

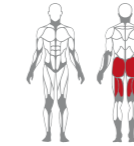


DIMENSIONS		LOAD	
W	105 cm	H	160 cm
L	205 cm	Wt	275 kg
		Std	100 kg
		Opt	120 kg



## HIP THRUST

LOWER BODY  
1FE097

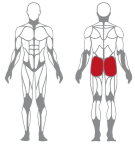


DIMENSIONS		LOAD		OPTIONAL
W	180 cm	H	160 cm	adjustable platform
L	135 cm	Wt	290 kg	
		Std	100 kg	
		Opt	120 kg	



## GLUTEUS MACHINE

LOWER BODY  
1FE088

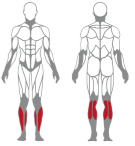


DIMENSIONS		LOAD	
W	110 cm	H	160 cm
L	150 cm	Wt	215 kg
		Std	50 kg
		Opt	80 kg




## CALF MACHINE

LOWER BODY  
1FE089



DIMENSIONS		LOAD	
W	100 cm	H	190 cm
L	95 cm	Wt	210 kg
		Std	100 kg
		Opt	120 kg

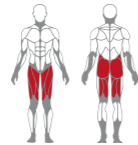






### MULTI HIP

LOWER BODY  
1FE090

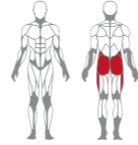


DIMENSIONS		LOAD	
W	100 cm	H	160 cm
L	135 cm	Wt	190 kg
		Std	50 kg



### STANDING ABDUCTOR MACHINE

LOWER BODY  
1FE096

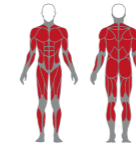


DIMENSIONS		LOAD	
W	80 cm	H	160 cm
L	160 cm	Wt	230 kg
		Std	100 kg




### 4-STATION MULTI GYM

MULTIFUNCTIONAL  
1FE112

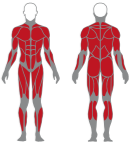


DIMENSIONS		LOAD		OPTIONAL
W	130 cm	H	230 cm	back rest
L	140 cm	Wt	350 kg	
		Std	50 kg	
		Opt	100 kg	



### 4-STATION MULTI GYM + CABLE STATION WITH BAR

MULTIFUNCTIONAL  
1FE112+1FE116

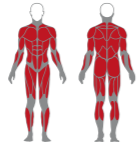


DIMENSIONS		LOAD		OPTIONAL
W	130 cm	H	230 cm	back rest; various bars and handles
L	445 cm	Wt	505 kg	
		Std	50 kg	
		Opt	100 kg	




### CABLE CROSSOVER

MULTIFUNCTIONAL  
1FE111

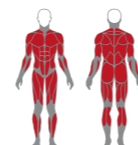


DIMENSIONS		LOAD		OPTIONAL
W	100 cm	H	220 cm	various bars and handles
L	370 cm	Wt	245 kg	
		Std	50 kg	
		Opt	100 kg	




### ADJUSTABLE CABLE CROSSOVER

MULTIFUNCTIONAL  
1FE125

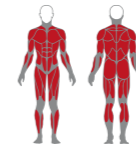


DIMENSIONS		LOAD		OPTIONAL
W	95 cm	H	230 cm	various bars and handles
L	390 cm	Wt	390 kg	
		Std	50 kg	
		Opt	100 kg	




### 4 STATION MULTI GYM + ADJUSTABLE CABLE STATION WITH BAR

MULTIFUNCTIONAL  
1FE112 +1FE124

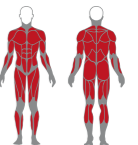


DIMENSIONS		LOAD		OPTIONAL
W	130 cm	H	230 cm	back rest; various bars and handles
L	445 cm	Wt	500 kg	
		Std	50 kg	
		Opt	100 kg	



### SMITH MACHINE LINEAR BEARINGS

MULTIFUNCTIONAL  
1FE113B



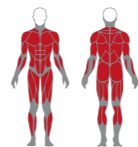
DIMENSIONS		LOAD		OPTIONAL
W	200 cm	H	215 cm	1FE201 Fully Adjustable Bench
L	150 cm	Wt	140 kg	
		Max	200 kg	






### HIGH LOW PULLEY

MULTIFUNCTIONAL  
1FE114B

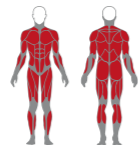


DIMENSIONS		LOAD		OPTIONAL
W 95 cm	H 230 cm	Std 50 kg		various bars and handles
L 90 cm	Wt 150 kg	Opt 100 kg		



### JUNGLE MACHINE HLP

MULTIFUNCTIONAL  
1FE120

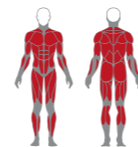


DIMENSIONS		LOAD		OPTIONAL
W 175 cm	H 240 cm	Std 50/100 kg		back rest; various bars and handles
L 240 cm	Wt 525 kg	Opt 100/120 kg		




### JUNGLE MACHINE

MULTIFUNCTIONAL  
1FE115

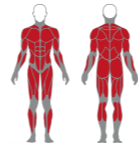


DIMENSIONS		LOAD		OPTIONAL
W 240 cm	H 240 cm	Std 50/100 kg		back rest; various bars and handles
L 175 cm	Wt 525 kg	Opt 100/120 kg		




### JUNGLE MACHINE + CABLE STATION WITH BAR

MULTIFUNCTIONAL  
1FE115+1FE116

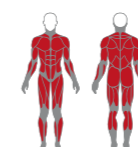


DIMENSIONS		LOAD		OPTIONAL
W 175 cm	H 240 cm	Std 50/100 kg		back rest; various bars and handles
L 440 cm	Wt 665 kg	Opt 100/120 kg		



### JUNGLE MACHINE HLP + ADJUSTABLE CABLE STATION WITH BAR

MULTIFUNCTIONAL  
1FE120 + 1FE124



DIMENSIONS		LOAD		OPTIONAL
W 240 cm	H 240 cm	Std 50/100 kg		back rest; various bars and handles
L 470 cm	Wt 470 kg	Opt 100/120 kg		

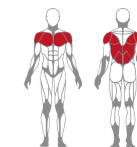


### STANDING MULTI FLIGHT MACHINE

UPPER BODY  
1FE028

#### MAIN FEATURES

- Machine to train deltoids, pectorals and back muscles
- Height adjustment of the rotation centres with counterbalanced and gas assisted cart
- Range of motion: starting angle adjustment
- Cam to ensure a natural adaptation of the load
- Headrest
- Counterbalanced arms
- Wide platform with removable frame

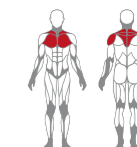


DIMENSIONS		LOAD
W 145 cm	H 195 cm	Std 80 kg
L 80 cm	Wt 280 kg	Opt 100 kg




### PECK BACK

MULTIFUNCTIONAL  
1FE117

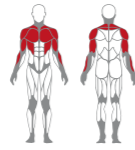


DIMENSIONS		LOAD
W 140 cm	H 195 cm	Std 80 kg
L 130 cm	Wt 165 kg	Opt 100 kg


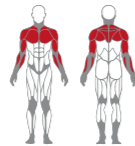


**MULTIPURPOSE PRESS**MULTIFUNCTIONAL  
1FE118A**MAIN FEATURES:**

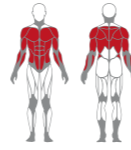
- Four machines in one
- Bench horizontal adjustment: 4 positions
- Back inclination adjustment gas assisted: 8 positions from -15° declined to 85° inclined
- Seat inclination adjustment: 3 positions
- Big handle start position adjustment: 15 positions



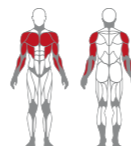
DIMENSIONS		LOAD	
W 150 cm	H 160 cm	Std 100 kg	
L 175 cm	Wt 305 kg	Opt 120 kg	

**FLAT BENCH**BENCHES  
1FE202


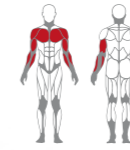
DIMENSIONS	
W 75 cm	H 55 cm
L 140 cm	Wt 40 kg

**CHIN AND DIP  
COUNTER BALANCED**MULTIFUNCTIONAL  
1FE121

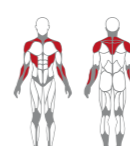
DIMENSIONS		LOAD	
W 110 cm	H 240 cm	Std 50 kg	
L 165 cm	Wt 300 kg	Opt 80 kg	

**OLYMPIC FLAT BENCH**BENCHES  
1FE203


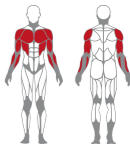
DIMENSIONS		LOAD		OPTIONAL
W 155 cm	H 135 cm	Max 310 kg		barbells
L 190 cm	Wt 80 kg			

**OLYMPIC INCLINED  
BENCH**BENCHES  
1FE205

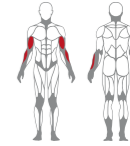
DIMENSIONS		LOAD		OPTIONAL
W 155 cm	H 165 cm	Max 310 kg		barbells
L 180 cm	Wt 140 kg			

**OLYMPIC SHOULDER  
BENCH**BENCHES  
1FE207


DIMENSIONS		LOAD		OPTIONAL
W 155 cm	H 185 cm	Max 310 kg		barbells
L 105 cm	Wt 110 kg			

**OLYMPIC DECLINED  
BENCH**BENCHES  
1FE206

DIMENSIONS		LOAD		OPTIONAL
W 155 cm	H 135 cm	Max 310 kg		barbells
L 185 cm	Wt 80 kg			

**SEATED CURL BENCH**BENCHES  
1FE208

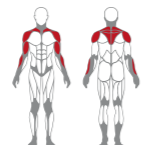
DIMENSIONS		OPTIONAL	
W 85 cm	H 100 cm		barbells
L 100 cm	Wt 55 kg		





### CURL RACK

BENCHES  
1FE209

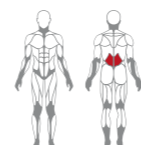


#### DIMENSIONS

W 110 cm H 100 cm  
L 85 cm Wt 40 kg


### ADJUSTABLE BACK EXTENSION

BENCHES  
1FE200



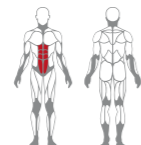
#### DIMENSIONS

W 95 cm H 130 cm  
L 145 cm Wt 75 kg



### ADJUSTABLE CRUNCH BOARD

BENCHES  
1FE210



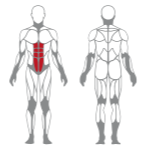
#### DIMENSIONS

W 75 cm H 110 cm  
L 140 cm Wt 45 kg



### REVERSE CRUNCH ABS

BENCHES  
1FE217



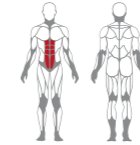
#### DIMENSIONS

W 155 cm H 140 cm  
L 85 cm Wt 82 kg




### SIT UP BOARD

BENCHES  
1FE212



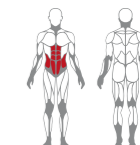
#### DIMENSIONS

W 80 cm H 130 cm  
L 235 cm Wt 80 kg



### ABDOMINAL ISOLATOR

BENCHES  
1FE214



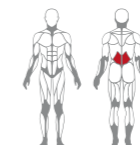
#### DIMENSIONS

W 105 cm H 170 cm  
L 135 cm Wt 190 kg



### IPEREXTENSION BENCH

BENCHES  
1FE220



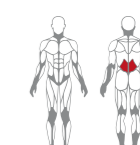
#### DIMENSIONS

W 80 cm H 120 cm  
L 165 cm Wt 60 kg



### IPEREXTENSION 45° BENCH

BENCHES  
1FE221



#### DIMENSIONS

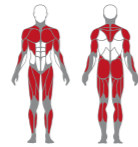
W 80 cm H 110 cm  
L 150 cm Wt 80 kg





### SQUAT RACK


BENCHES  
1FE230



**DIMENSIONS**  
W 155 cm H 230 cm  
L 150 cm Wt 145 kg

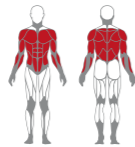
**LOAD**  
Max 400 kg

**OPTIONAL**  
barbells



### CHIN AND DIP

BENCHES  
1FE211

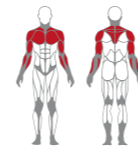


**DIMENSIONS**  
W 135 cm H 265 cm  
L 125 cm Wt 135 kg



### FULLY ADJUSTABLE BENCH

BENCHES  
1FE201

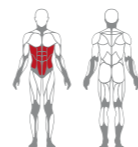


**DIMENSIONS**  
W 75 cm H 50 cm  
L 145 cm Wt 45 kg



### TORSION BENCH

BENCHES  
1FE213

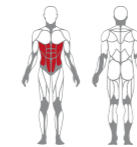


**DIMENSIONS**  
W 75 cm H 150 cm  
L 135 cm Wt 80 kg




### STANDING DOUBLE TWISTER

CORE  
1FE215

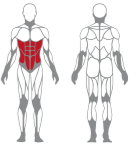


**DIMENSIONS**  
W 75 cm H 150 cm  
L 160 cm Wt 130 kg




### STANDING AND SEATED DOUBLE TWISTER

CORE  
1FE216

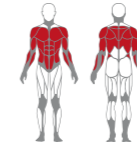


**DIMENSIONS**  
W 105 cm H 150 cm  
L 210 cm Wt 165 kg



### MULTIPURPOSE SEATED BENCH

BENCHES  
1FE204

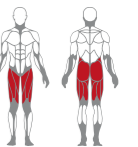


**DIMENSIONS**  
W 75 cm H 100 cm  
L 140 cm Wt 35 kg



### SISSY SQUAT

BENCHES  
1FE231



**DIMENSIONS**  
W 65 cm H 55 cm  
L 115 cm Wt 60 kg





Worldwide Fitness Company



strength - elegance - comfort


# PANATTA SEC

Linea di macchine isotoniche firmata Panatta.  
Il design accattivante, la solidità e l'ottimo  
rapporto qualità/prezzo ne fanno una linea  
altamente competitiva.

Panatta's line of isotonic equipment.  
The attractive design, sturdiness,  
and the excellent price-quality ratio make  
this line highly competitive.

n° machines: 38  
n° benches: 12

Find more



**FR.** Ligne de machines isotoniques signées par Panatta.  
Le design attractif, la solidité et l'excellent rapport qualité/prix en  
font une ligne hautement compétitive.

**ES.** Línea de máquinas isotónicas firmada por Panatta.  
El diseño cautivador, la solidez y una óptima relación calidad/precio  
hacen que sea una línea altamente competitiva.

**DE.** Linie isotonischer Maschinen aus dem Hause Panatta.  
Attraktives Design, Solidität und optimales Preis-Leistungs-Verhältnis  
machen diese Linie hoch wettbewerbsfähig.

**RU.** Это линия изотонического оборудования марки Panatta.  
Привлекательный дизайн, прочность и прекрасное отношение  
между ценой и качеством сделали её конкурентоспособной  
линией.

**AR.** تشكيلة من الماكينات المتساوية التوتر التي تحمل ماركة Panatta.  
تشكيلة منافسة للغاية بفضل التصميم الفاتن والصلابة العالية والعلاقة  
المتأزفة ما بين النوعية/السعر.

DESIGN  
& MADE  
INITALY



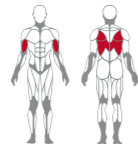




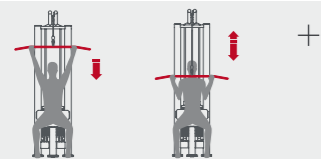


### LAT PULLDOWN

UPPER BODY  
1SC001

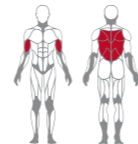


DIMENSIONS		LOAD		OPTIONAL
W	120 cm	H	230 cm	various bars and handles
L	115 cm	Wt	140 kg	

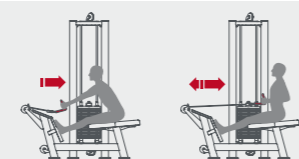


### PULLEY ROW

UPPER BODY  
1SC003

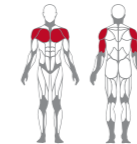


DIMENSIONS		LOAD		OPTIONAL
W	105 cm	H	215 cm	various bars and handles
L	175 cm	Wt	180 kg	

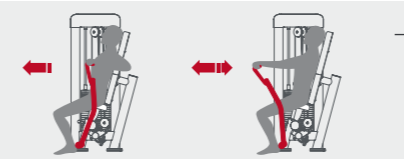


### VERTICAL CHEST PRESS CONVERGENT

UPPER BODY  
1SC034

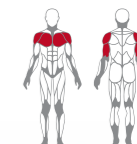


DIMENSIONS		LOAD		OPTIONAL
W	140 cm	H	160 cm	footrest with a slip-proof system
L	80 cm	Wt	200 kg	



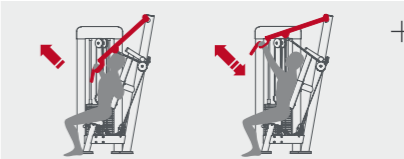
### INCLINED CHEST PRESS CONVERGENT PLUS

UPPER BODY  
1SC037A



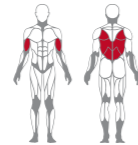
PRE-LOAD LEVER

DIMENSIONS		LOAD		OPTIONAL
W	165 cm	H	190 cm	footrest with a slip-proof system
L	130 cm	Wt	220 kg	

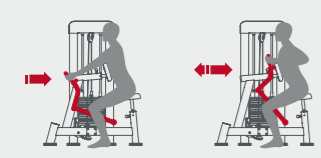


### ROWING MACHINE

UPPER BODY  
1SC004

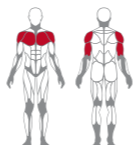


DIMENSIONS		LOAD	
W	130 cm	H	160 cm
L	115 cm	Wt	230 kg



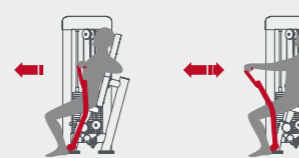
### VERTICAL CHEST PRESS CONVERGENT PLUS

UPPER BODY  
1SC034A



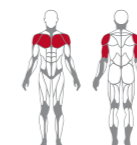
PRE-LOAD LEVER

DIMENSIONS		LOAD		OPTIONAL
W	140 cm	H	160 cm	footrest with a slip-proof system
L	105 cm	Wt	220 kg	

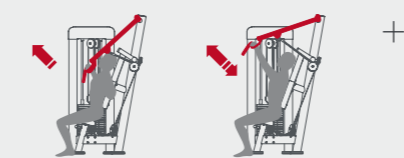


### INCLINED CHEST PRESS CONVERGENT

UPPER BODY  
1SC037

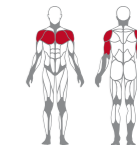


DIMENSIONS		LOAD		OPTIONAL
W	160 cm	H	175 cm	footrest with a slip-proof system
L	100 cm	Wt	190 kg	



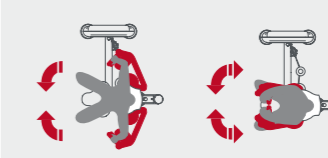
### PECTORAL MACHINE PLUS

UPPER BODY  
1SC035A



PRE-LOAD LEVER

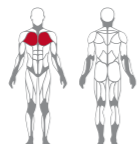
DIMENSIONS		LOAD	
W	140 cm	H	160 cm
L	125 cm	Wt	210 kg



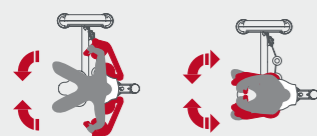


### PECTORAL MACHINE

UPPER BODY  
1SC035

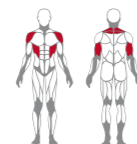


DIMENSIONS		LOAD	
W 140 cm	H 160 cm	Std 50 kg	
L 95 cm	Wt 180 kg	Opt 80/100 kg	

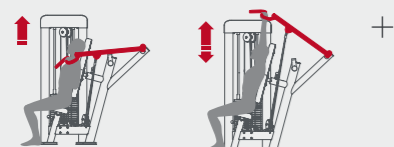


### DELTOID PRESS CONVERGENT

UPPER BODY  
1SC024

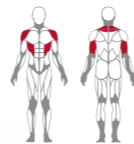


DIMENSIONS		LOAD		OPTIONAL
W 165 cm	H 160 cm	Std 80 kg		footrest with a slip-proof system
L 135 cm	Wt 190 kg	Opt 100 kg		



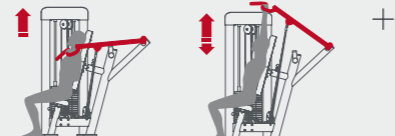
### DELTOID PRESS CONVERGENT PLUS

UPPER BODY  
1SC024A



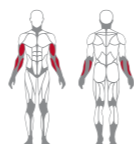
PRE-LOAD LEVER

DIMENSIONS		LOAD		OPTIONAL
W 165 cm	H 160 cm	Std 80 kg		footrest with a slip-proof system
L 170 cm	Wt 215 kg	Opt 100 kg		



### CURLING MACHINE

UPPER BODY  
1SC051

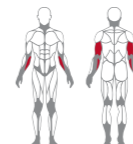


DIMENSIONS		LOAD	
W 110 cm	H 160 cm	Std 50 kg	
L 90 cm	Wt 150 kg	Opt 80 kg	

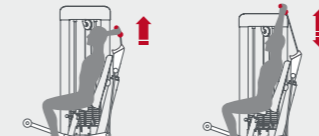


### TRICEPS MACHINE

UPPER BODY  
1SC053

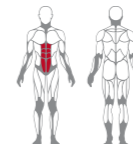


DIMENSIONS		LOAD	
W 100 cm	H 160 cm	Std 60 kg	
L 115 cm	Wt 155 kg		



### UPPER ABDOMINAL MACHINE

CORE  
1SC065

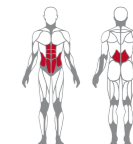


DIMENSIONS		LOAD	
W 95 cm	H 160 cm	Std 50 kg	
L 115 cm	Wt 145 kg	Opt 80 kg	



### LOWER BACK

CORE  
1SC005

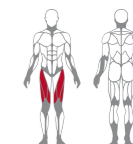


DIMENSIONS		LOAD	
W 140 cm	H 160 cm	Std 60 kg	
L 105 cm	Wt 165 kg	Opt 80 kg	



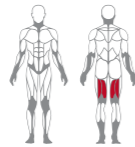
### LEG EXTENSION

LOWER BODY  
1SC081

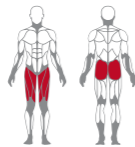


DIMENSIONS		LOAD	
W 105 cm	H 160 cm	Std 50 kg	
L 150 cm	Wt 155 kg	Opt 80 kg	

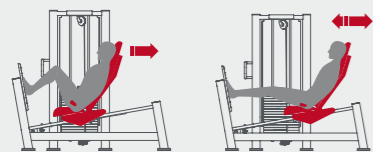
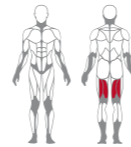


**LEG CURLING**LOWER BODY  
1SC082

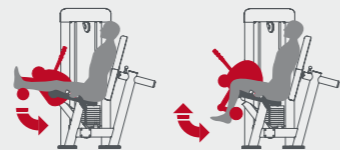
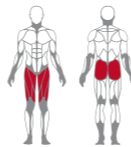
DIMENSIONS		LOAD	
W	105 cm	H	160 cm
L	165 cm	Wt	155 kg
		Std	50 kg
		Opt	80 kg

**HORIZONTAL LEG PRESS**LOWER BODY  
1SC085

DIMENSIONS		LOAD	
W	120 cm	H	205 cm
L	200 cm	Wt	310 kg
		Std	150 kg
		Opt	200 kg

**SEATED LEG CURLING**LOWER BODY  
1SC083

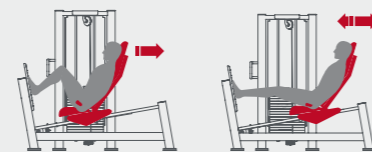
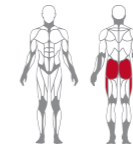
DIMENSIONS		LOAD	
W	105 cm	H	160 cm
L	155 cm	Wt	155 kg
		Std	50 kg
		Opt	80 kg

**HORIZONTAL LEG PRESS MEDICAL**LOWER BODY  
1SC085M

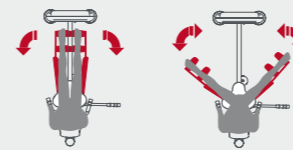
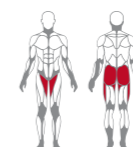
- MAIN FEATURES:**
- ▶ Adjustable shoulders rest
  - ▶ Adjustable backrest inclination gas assisted in 2 positions
  - ▶ Platform with adjustable inclination
  - ▶ Range limiting system



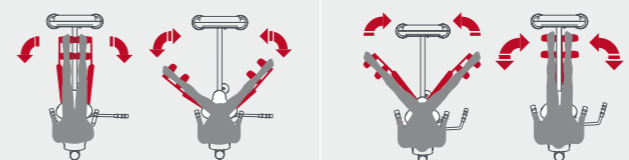
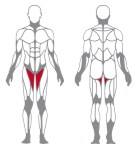
DIMENSIONS		LOAD	
W	120 cm	H	150 cm
L	205 cm	Wt	310 kg
		Std	120 kg

**ABDUCTOR MACHINE**LOWER BODY  
1SC086

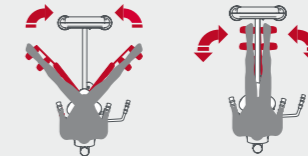
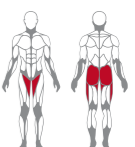
DIMENSIONS		LOAD	
W	180 cm	H	160 cm
L	165 cm	Wt	130 kg
		Std	50 kg
		Opt	80 kg

**ADDUCTOR/ABDUCTOR MACHINE**LOWER BODY  
1SC093

DIMENSIONS		LOAD	
W	65 cm	H	160 cm
L	179 cm	Wt	230 kg
		Std	50 kg
		Opt	80 kg

**ADDUCTOR MACHINE**LOWER BODY  
1SC087

DIMENSIONS		LOAD		OPTIONAL
W	180 cm	H	160 cm	
L	165 cm	Wt	130 kg	pre-load lever
		Std	50 kg	
		Opt	80 kg	

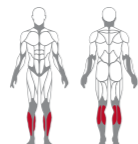
**STANDING ADDUCTOR/ABDUCTOR MACHINE**LOWER BODY  
1SC098

DIMENSIONS		LOAD	
W	70 cm	H	160 cm
L	155 cm	Wt	280 kg
		Std	100 kg




### CALF MACHINE

LOWER BODY  
1SC089

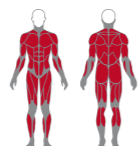


DIMENSIONS		LOAD	
W	65 cm	H	185 cm
L	75 cm	Std	100 kg
		Wt	165 kg
		Opt	120 kg

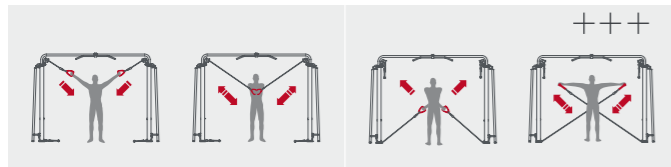


### CABLE CROSSOVER

MULTIFUNCTIONAL  
1SC111

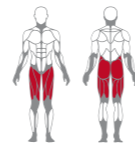


DIMENSIONS		LOAD		OPTIONAL
W	125 cm	H	235 cm	multi traction bar; various bars and handles
L	370 cm	Std	50 kg	
		Wt	290 kg	
		Opt	80 kg	



### MULTI HIP

LOWER BODY  
1SC090

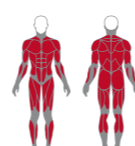


DIMENSIONS		LOAD	
W	100 cm	H	160 cm
L	125 cm	Std	50 kg
		Wt	140 kg

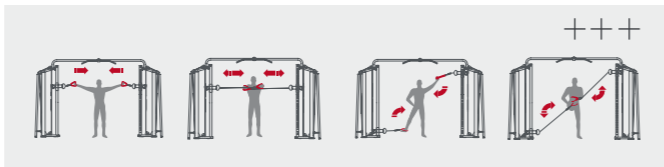


### ADJUSTABLE CABLE CROSSOVER

MULTIFUNCTIONAL  
1SC120

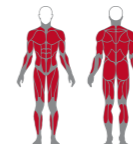


DIMENSIONS		LOAD		OPTIONAL
W	125 cm	H	240 cm	multi traction bar; various bars and handles
L	430 cm	Std	50 kg	
		Wt	330 kg	
		Opt	80 kg	

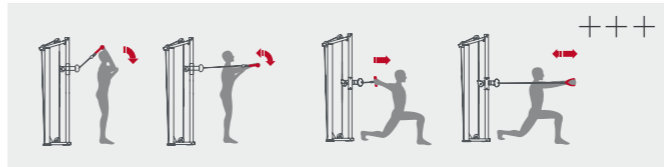


### HIG LOW PULLEY

MULTIFUNCTIONAL  
1SC114

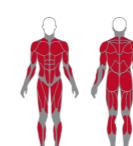


DIMENSIONS		LOAD		OPTIONAL
W	100 cm	H	225 cm	various bars and handles
L	115 cm	Std	50 kg	
		Wt	150 kg	
		Opt	80 kg	

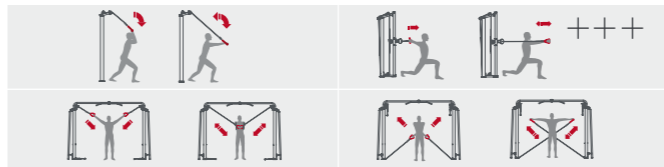


### 4-STATION MULTI GYM + CABLE STATION WITH BAR

MULTIFUNCTIONAL  
1SC112+1SC116

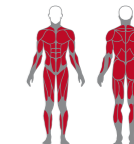


DIMENSIONS		LOAD		OPTIONAL
W	110 cm	H	235 cm	various bars and handles
L	425 cm	Std	50 kg	
		Wt	450 kg	
		Opt	80 kg	



### 4-STATION MULTI GYM

MULTIFUNCTIONAL  
1SC112

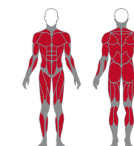


DIMENSIONS		LOAD		OPTIONAL
W	110 cm	H	225 cm	various bars and handles
L	140 cm	Std	50 kg	
		Wt	330 kg	
		Opt	80 kg	

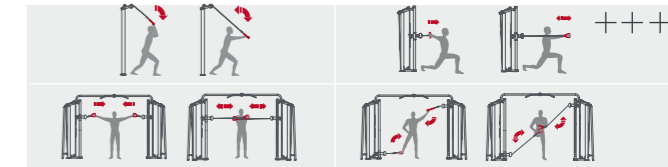


### 4-STATION MULTI GYM + ADJUSTABLE CABLE STATION WITH BAR

MULTIFUNCTIONAL  
1SC112+1SC124



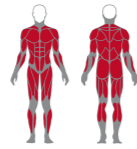
DIMENSIONS		LOAD		OPTIONAL
W	110 cm	H	240 cm	multi traction bar; various bars and handles
L	435 cm	Std	50 kg	
		Wt	480 kg	
		Opt	80 kg	



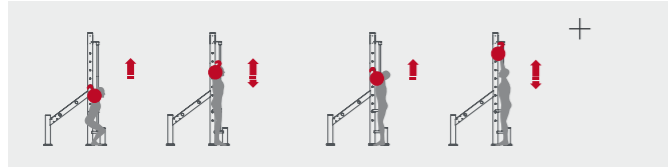


## SMITH MACHINE LINEAR BEARINGS

MULTIFUNCTIONAL  
1SC113A

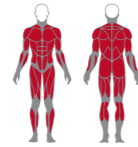


DIMENSIONS		LOAD	OPTIONAL
W	225 cm	Max 310 kg	1SC201 fully adjustable bench
H	220 cm		
L	125 cm	Wt 135 kg	

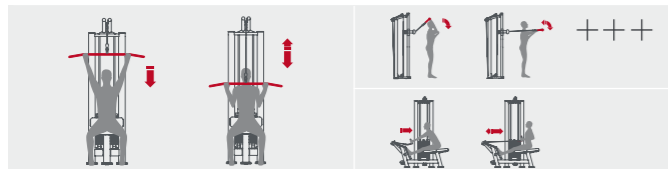


## JUNGLE MACHINE HLP

MULTIFUNCTIONAL  
1SC115HLP

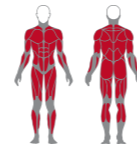


DIMENSIONS		LOAD	OPTIONAL
W	185 cm	Std 50/80 kg	various bars and handles
H	230 cm	Opt 80/100 kg	
L	210 cm	Wt 350 kg	

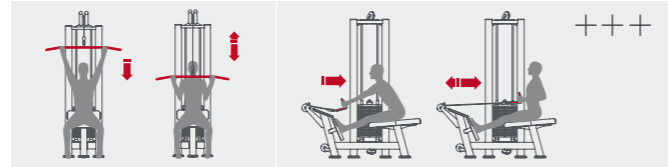


## JUNGLE MACHINE

MULTIFUNCTIONAL  
1SC115

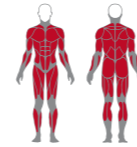


DIMENSIONS		LOAD	OPTIONAL
W	160 cm	Std 50/80 kg	various bars and handles
H	230 cm	Opt 80/100 kg	
L	185 cm	Wt 500 kg	

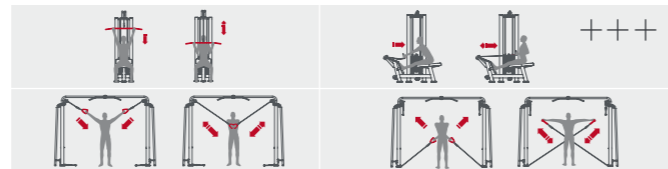


## JUNGLE MACHINE + CABLE STATION WITH BAR

MULTIFUNCTIONAL  
1SC115+1SC116

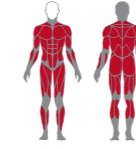


DIMENSIONS		LOAD	OPTIONAL
W	185 cm	Std 50/80 kg	multi traction bar; various bars and handles
H	240 cm	Opt 80/100 kg	
L	455 cm	Wt 520 kg	

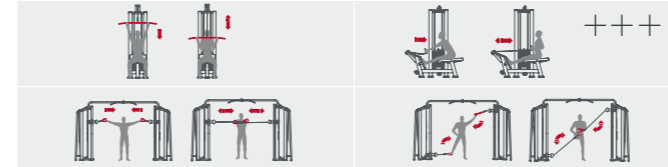


## JUNGLE MACHINE HLP + ADJUSTABLE CABLE STATION WITH BAR

MULTIFUNCTIONAL  
1SC115HLP+1SC124

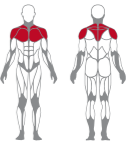


DIMENSIONS		LOAD	OPTIONAL
W	186 cm	Std 50/80 kg	multi traction bar; various bars and handles
H	240 cm	Opt 80/100 kg	
L	510 cm	Wt 450 kg	

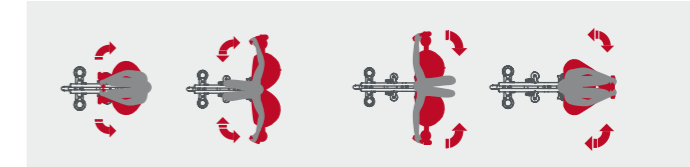


## PECK BACK

UPPER BODY  
1SC117

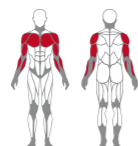


DIMENSIONS		LOAD
W	170 cm	Std 50 kg
H	190 cm	Opt 80 kg
L	135 cm	Wt 160 kg



## OLYMPIC FLAT BENCH

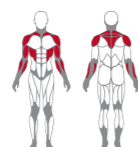
BENCHES  
1SC203



DIMENSIONS		LOAD	OPTIONAL
W 130 cm	H 130 cm	Max 310 kg	barbells
L 125 cm	Wt 80 kg		

## OLYMPIC SHOULDER BENCH

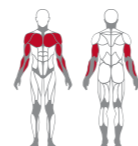
BENCHES  
1SC207



DIMENSIONS		LOAD	OPTIONAL
W 130 cm	H 180 cm	Max 310 kg	barbells
L 105 cm	Wt 100 kg		

## OLYMPIC INCLINED BENCH

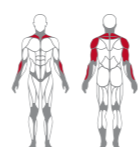
BENCHES  
1SC205



DIMENSIONS		LOAD	OPTIONAL
W 130 cm	H 160 cm	Max 310 kg	barbells
L 140 cm	Wt 120 kg		

## SEATED CURL BENCH

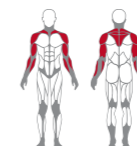
BENCHES  
1SC208



DIMENSIONS		OPTIONAL
W 75 cm	H 95 cm	barbells
L 90 cm	Wt 45 kg	

## CURL RACK

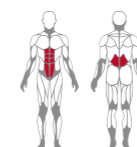
BENCHES  
1SC209



DIMENSIONS		OPTIONAL
W 75 cm	H 105 cm	barbells
L 55 cm	Wt 40 kg	

## AB CRUNCH BENCH

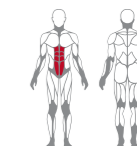
BENCHES  
1SC218



DIMENSIONS		
W 110 cm	H 105 cm	
L 145 cm	Wt 115 kg	

## ADJUSTABLE CRUNCH BOARD

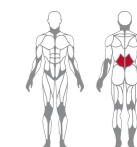
BENCHES  
1SC210



DIMENSIONS		
W 60 cm	H 100 cm	
L 130 cm	Wt 45 kg	

## IPEREXTENSION 45° BENCH

BENCHES  
1SC221

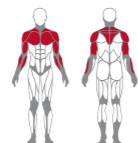


DIMENSIONS		
W 70 cm	H 110 cm	
L 150 cm	Wt 45 kg	



### FULLY ADJUSTABLE BENCH

BENCHES  
1SC201

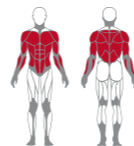


**DIMENSIONS**

W 70 cm H 50 cm  
L 145 cm Wt 40 kg

### CHIN AND DIP (CHIN OPTIONAL)

BENCHES  
1SC211



**DIMENSIONS**

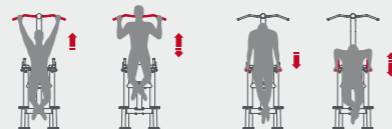
W 85 cm H 110 cm  
L 115 cm Wt 115 kg

**DIMENSIONS WITH CHIN**

W 160 cm H 24 cm  
L 115 cm Wt 130 kg

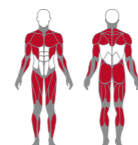
**OPTIONAL**

chin



### SQUAT RACK

BENCHES  
1SC230



**DIMENSIONS**


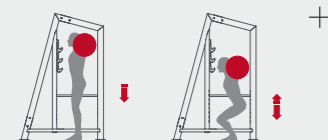
W 125 cm H 225 cm  
L 150 cm Wt 180 kg

**LOAD**

Max 310 kg

**OPTIONAL**

barbells





Worldwide Fitness Company

**FREWEIGHT®**  
HIGH PERFORMANCE

# PANATTA FREWEIGHT

**Freeweight HP: esempio di eccellenza e unicità biomeccanica. Una linea completa di macchine e panche a pesi liberi nata con l'obiettivo di migliorare forza e resistenza dei gruppi muscolari, componenti essenziali della performance umana.**

**Freeweight HP: the emblem of excellence and unique biomechanics. A complete line of free weight machines and benches conceived with the objective of improving the strength and resistance of the muscle groups, essential components of human performance.**

n° machines: 43  
n° benches: 20

Find more



**FR.** Freeweight HP: exemple d'excellence et d'unicité biomécanique. Une ligne complète de machines et de bancs de musculation à charge libre créée dans le but d'améliorer la force et la résistance des groupes musculaires, composants essentiels des performances humaines.

**ES.** Freeweight HP: Ejemplo de excelencia y unicidad biomecánica. Una completa línea de máquinas y bancos de pesos libres nacida con el objetivo de mejorar la fuerza y la resistencia de los grupos musculares, componentes esenciales del rendimiento humano.

**DE.** Freeweight HP: Herausragendes Beispiel für einzigartige Biomechanik. Eine komplette Linie von Maschinen und Bänken mit freien Gewichten zum Training von Kraft und Ausdauer der Muskelgruppen, der essentiellen Komponenten menschlicher Performance.

**RU.** Freeweight HP: пример биомеханического совершенства и уникальности. Полная линия оборудования и силовых скамей с разными грузами родилась для улучшения силы и стойкости мускульных групп, которые являются главным компонентом спортивной результативности человека.

**AR.** Freeweight HP: مثال على الأناقة والبيوميكانيكية الفريدة من نوعها. تشكيلة كاملة من الماكينات والمقاعد التي تهدف إلى تحسين قوة وصلابة العضلات التي تعتبر إحدى المكونات الأساسية للأداء البشري. إلى أبعد حد.

DESIGN  
& MADE  
INITALY



**FREWEIGHT®**  
HIGH PERFORMANCE



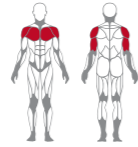
**FREWEIGHT®**  
HIGH PERFORMANCE






## VERTICAL CHEST PRESS

UPPER BODY  
1HP536

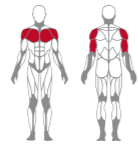


DIMENSIONS		LOAD		OPTIONAL
W	140 cm	H	130 cm	footrest with a slip-proof system
L	195 cm	Wt	180 kg	



## SUPER INCLINED BENCH PRESS


UPPER BODY  
1HP533



- MAIN FEATURES**
- Automatic easy entry system from the top
  - Adjustable limit 4 positions

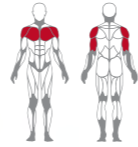


DIMENSIONS		LOAD	
W	165 cm	H	120 cm
L	205 cm	Wt	180 kg




## INCLINED CHEST PRESS

UPPER BODY  
1HP535

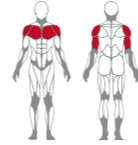


DIMENSIONS		LOAD		OPTIONAL
W	160 cm	H	190 cm	footrest with a slip-proof system additional weight holders
L	160 cm	Wt	160 kg	



## INCLINED BENCH PRESS


UPPER BODY  
1HP533B



- MAIN FEATURES**
- Adjustable limit 2 positions
  - Optional: automatic easy entry system from the top / adjustable limit 4 positions

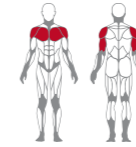


DIMENSIONS		LOAD		OPTIONAL
W	165 cm	H	120 cm	easy entry system from the top with automatic return
L	190 cm	Wt	135 kg	



## SUPER HORIZONTAL BENCH PRESS


UPPER BODY  
1HP537



- MAIN FEATURES**
- Automatic easy entry system from the top
  - Adjustable limit 4 positions

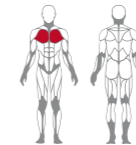


DIMENSIONS		LOAD	
W	165 cm	H	75 cm
L	215 cm	Wt	165 kg



## INCLINED FLIGHT MACHINE

UPPER BODY  
1HP538

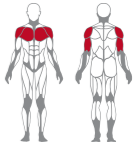


DIMENSIONS		LOAD	
W	110 cm	H	85 cm
L	195 cm	Wt	125 kg



## HORIZONTAL BENCH PRESS


UPPER BODY  
1HP537B



- MAIN FEATURES**
- Adjustable limit 2 positions
  - Optional: automatic easy entry system from the top / adjustable limit 4 positions

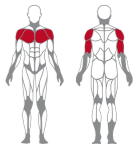


DIMENSIONS		LOAD		OPTIONAL
W	165 cm	H	75 cm	easy entry system from the top with automatic return
L	175 cm	Wt	120 kg	




## DECLINED CHEST PRESS

UPPER BODY  
1HP541



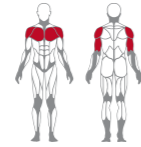
DIMENSIONS		LOAD		OPTIONAL
W	140 cm	H	130 cm	footrest with a slip-proof system
L	195 cm	Wt	180 kg	





### DIPS PRESS DUAL SYSTEM


UPPER BODY  
1HP540



**MAIN FEATURES**  
 Independent levers with blocking system:  
 unilateral or bilateral exercise

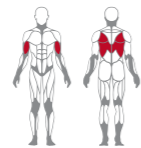


DIMENSIONS		LOAD	
W	155 cm	H	105 cm
L	195 cm	Wt	175 kg
		Max	220 kg



### HIGH ROW

UPPER BODY  
1HP503

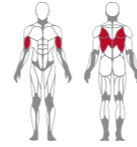


DIMENSIONS		LOAD		OPTIONAL
W	140 cm	H	200 cm	footrest with a slip-proof system
L	185 cm	Wt	160 kg	
		Max	220 kg	



### LAT MACHINE CONVERGENT

UPPER BODY  
1HP501

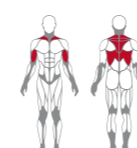


DIMENSIONS		LOAD		OPTIONAL
W	140 cm	H	205 cm	footrest with a slip-proof system
L	180 cm	Wt	140 kg	
		Max	220 kg	

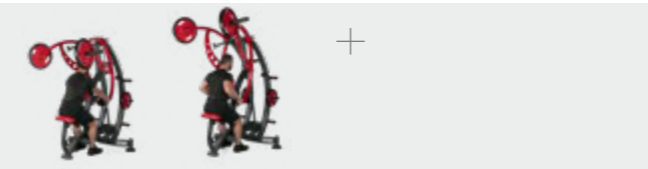


### POWER ROW

UPPER BODY  
1HP502PR

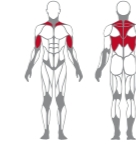


DIMENSIONS		LOAD		OPTIONAL
W	150 cm	H	190 cm	additional weight holders
L	135 cm	Wt	175 kg	
		Max	220 kg	




### LOW ROW

UPPER BODY  
1HP502

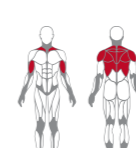


DIMENSIONS		LOAD		OPTIONAL
W	155 cm	H	160 cm	additional weight holders
L	145 cm	Wt	160 kg	
		Max	220 kg	

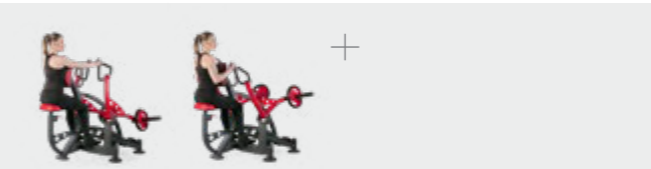


### ROWING MACHINE

UPPER BODY  
1HP508

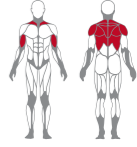


DIMENSIONS		LOAD	
W	135 cm	H	125 cm
L	150 cm	Wt	130 kg
		Max	220 kg



### SUPER ROWING

UPPER BODY  
1HP504A

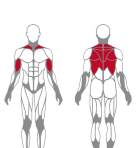


DIMENSIONS		LOAD		OPTIONAL
W	140 cm	H	115 cm	additional weight holders
L	175 cm	Wt	190 kg	
		Max	220 kg	



### T-BAR ROW


UPPER BODY  
1HP507



**MAIN FEATURES**  
 Independent levers with blocking system:  
 unilateral or bilateral exercise



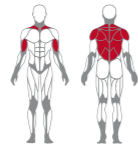
DIMENSIONS		LOAD		OPTIONAL
W	115 cm	H	140 cm	additional weight holders
L	155 cm	Wt	170 kg	
		Max	220 kg	





### SUPER DORSY BAR

UPPER BODY  
1HP505S

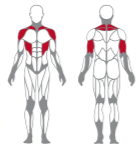


DIMENSIONS		LOAD	OPTIONAL
W	125 cm	H 140 cm	Max 155 kg
L	185 cm	Wt 150 kg	steel platform




### DELTOID PRESS

UPPER BODY  
1HP525

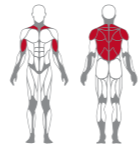


DIMENSIONS		LOAD	OPTIONAL
W	160 cm	H 135 cm	Max 220 kg
L	165 cm	Wt 175 kg	footrest with a slip-proof system; additional weight holders




### DORSY BAR

BENCHES  
1HP505

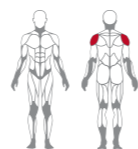


DIMENSIONS		LOAD
W	115 cm	H 55 cm
L	185 cm	Wt 110 kg



### BACK DELTOIDS

UPPER BODY  
1HP526

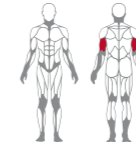


DIMENSIONS		LOAD	OPTIONAL
W	130 cm	H 175 cm	Max 220 kg
L	145 cm	Wt 130 kg	additional weight holders



### TRICEPS MACHINE

UPPER BODY  
1HP552



MAIN FEATURES  
Adjustable gas assisted support for the back

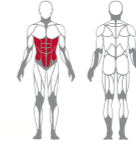


DIMENSIONS		LOAD	OPTIONAL
W	155 cm	H 140 cm	Max 220 kg
L	135 cm	Wt 145 kg	additional weight holders




### ABDOMINAL CRUNCH

CORE  
1HP565

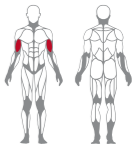


DIMENSIONS		LOAD
W	130 cm	H 155 cm
L	140 cm	Wt 110 kg



### CURLING MACHINE

UPPER BODY  
1HP551

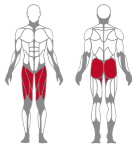


DIMENSIONS		LOAD	OPTIONAL
W	155 cm	H 125 cm	Max 220 kg
L	120 cm	Wt 165 kg	additional weight holders




### LEG PRESS 45°

LOWER BODY  
1HP586



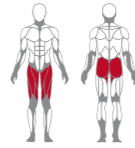
DIMENSIONS		LOAD	OPTIONAL
W	160 cm	H 150 cm	Max 670 kg
L	250 cm	Wt 260 kg	steel platform; additional weight holders





### LEG PRESS BRIDGE

LOWER BODY  
1HP583

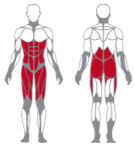


DIMENSIONS		LOAD	OPTIONAL
W	180 cm	Max 450 kg	steel platform
H	160 cm		
L	240 cm	Wt 260 kg	




### SQUAT MACHINE

LOWER BODY  
1HP591

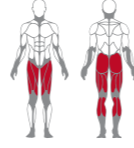


DIMENSIONS		LOAD	OPTIONAL
W	165 cm	Max 310 kg	additional weight holders
H	160 cm		
L	200 cm	Wt 205 kg	



### VERTICAL LEG PRESS

LOWER BODY  
1HP593

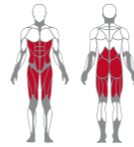


DIMENSIONS		LOAD	OPTIONAL
W	230 cm	Max 800 kg	
H	200 cm		
L	195 cm	Wt 350 kg	



### POWER SQUAT

LOWER BODY  
1HP584

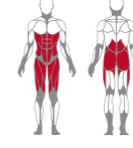


DIMENSIONS		LOAD	OPTIONAL
W	135 cm	Max 310 kg	steel platform
H	200 cm		
L	210 cm	Wt 215 kg	



### HACK SQUAT

LOWER BODY  
1HP587

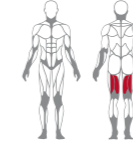


DIMENSIONS		LOAD	OPTIONAL
W	130 cm	Max 310 kg	steel platform; additional weight holders
H	155 cm		
L	230 cm	Wt 240 kg	




### LEG CURLING

LOWER BODY  
1HP582

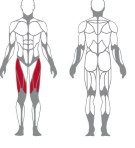


DIMENSIONS		LOAD	OPTIONAL
W	150 cm	Max 220 kg	
H	80 cm		
L	180 cm	Wt 150 kg	



### LEG EXTENSION

LOWER BODY  
1HP581

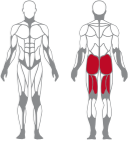


DIMENSIONS		LOAD	OPTIONAL
W	150 cm	Max 220 kg	start angle adjustment
H	145 cm		
L	145 cm	Wt 170 kg	



### HIP THRUST

LOWER BODY  
1HP597



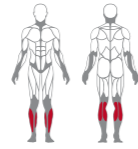
DIMENSIONS		LOAD	OPTIONAL
W	125 cm	Max 220 kg	adjustable platform
H	140 cm		
L	200 cm	Wt 180 kg	



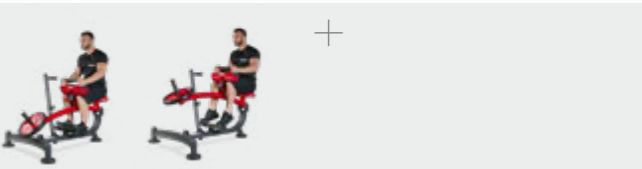


### SEATED CALF

LOWER BODY  
1HP588

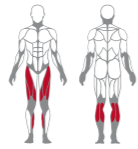


DIMENSIONS		LOAD	OPTIONAL
W	140 cm	Max 135 kg	tibial kit
H	100 cm		
L	115 cm		
			Wt 75 kg



### CALF HACK

LOWER BODY  
1HP592

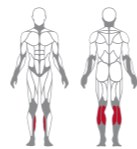


DIMENSIONS		LOAD	OPTIONAL
W	115 cm	Max 310 kg	steel platform; additional weight holders
H	140 cm		
L	200 cm		
			Wt 200 kg



### DONKEY CALF

LOWER BODY  
1HP589

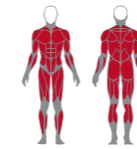


DIMENSIONS		LOAD	OPTIONAL
W	110 cm	Max 310 kg	additional weight holders
H	160 cm		
L	190 cm		
			Wt 200 kg



### SMITH MACHINE COUNTERBALANCED LINEAR BEARINGS BASE

MULTIFUNCTIONAL  
1HP120



DIMENSIONS		LOAD	OPTIONAL
W	200 cm	Max 310 kg	1HP201S - fully adjustable special kit
H	230 cm		
L	175 cm		
			Wt 200 kg



### SMITH MACHINE COUNTERBALANCED LINEAR BEARINGS FULL

MULTIFUNCTIONAL  
1HP120F

#### MAIN FEATURES

- Special adjustable bench
- Track with horizontal adjustment
- Height-adjustable safety lock
- Counterbalanced
- 1HP201S - fully adjustable special kit (included)



DIMENSIONS		LOAD
W	200 cm	Max 310 kg
H	230 cm	
L	175 cm	
		Wt 280 kg



### POWER SMITH MACHINE DUAL SYSTEM

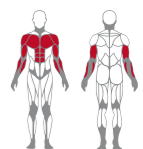
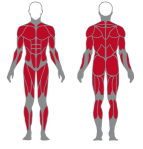
MULTIFUNCTIONAL  
1HP121

#### MAIN FEATURES

- Dual workout position: horizontal bench press, declined bench press
- Gas assisted inclination adjustment: 0°, -9°, -18°
- Track with horizontal adjustment: 14 positions
- Retractable ergonomic rolls
- 6 weight holders
- Docks for elastics



DIMENSIONS		LOAD
W	170 cm	Max 200 kg (each side)
H	150 cm	
L	195 cm	
		Wt 250 kg



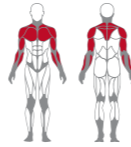


## POWER SMITH MACHINE DUAL SYSTEM UPPER

MULTIFUNCTIONAL  
1HP122

### MAIN FEATURES

- Dual workout position: inclined bench press, shoulder press
- Gas assisted inclination adjustment: 38°, 44°, 80°
- Seat with gas assisted height adjustment
- Track with horizontal adjustment: 9 (inclined) +9 (shoulder) positions
- 6 weight holders
- Docks for elastics



DIMENSIONS		LOAD
W 170 cm	H 205 cm	Max 200 kg (each side)
L 190 cm	Wt 295 kg	

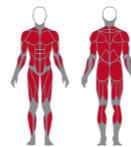


## HALF RACK BASE

MULTIFUNCTIONAL  
1HP234A

### MAIN FEATURES

- Multichinning bars
- Adjustable safety holder
- Six docks for elastics
- Illustrative chart with qr code



OPTIONAL  
1HP201A  
FULLY ADJ  
SPECIAL KIT



OPTIONAL  
1BC99  
DIPS BARS




OPTIONAL  
1BC100  
POWER JOINT



OPTIONAL  
1BC101  
T-BAR ROW  
HANDLE



DIMENSIONS		LOAD	OPTIONAL
W 160 cm	H 230 cm	Max 400 kg	barbells; 1HP201A fully adjustable special kit
L 170 cm	Wt 195 kg		

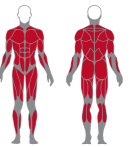


## HALF RACK FULL

MULTIFUNCTIONAL  
1HP234

### MAIN FEATURES

- Independent Fully Adjustable Bench
- Multichinning bars
- Dips bars
- Adjustable safety holder
- Six docks for elastics
- Illustrative chart with qr code



INCLUDED  
FULLY ADJ  
SPECIAL KIT



INCLUDED  
DIPS BARS




INCLUDED  
POWER JOINT



INCLUDED  
T-BAR ROW  
HANDLE

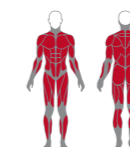


DIMENSIONS		LOAD	OPTIONAL
W 160 cm	H 230 cm	Max 400 kg	barbells
L 170 cm	Wt 280 kg		



## JAMMER

MULTIFUNCTIONAL  
1HP534

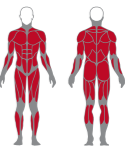


DIMENSIONS		LOAD
W 170 cm	H 225 cm	Max 310 kg
L 185 cm	Wt 180 kg	




## COMBO TWIST

MULTIFUNCTIONAL  
1HP506



DIMENSIONS		LOAD
W 175 cm	H 135 cm	Max 310 kg
L 150 cm	Wt 140 kg	

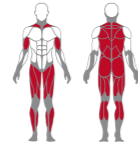







### SQUAT LUNGE

MULTIFUNCTIONAL  
1HP590



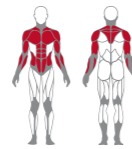
**DIMENSIONS**  
W 155 cm H 80 cm  
L 175 cm Wt 165 kg

**LOAD**  
Max 310 kg




### MULTIPURPOSE SIT UP BENCH

BENCHES  
1HP216

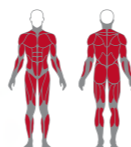


**DIMENSIONS**  
W 80 cm H 85 cm  
L 150 cm Wt 65 kg



### POWER RACK

BENCHES  
1HP231



**DIMENSIONS**  
W 155 cm H 210 cm  
L 190 cm Wt 160 kg

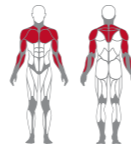
**LOAD**  
Max 400 kg

**OPTIONAL**  
multi traction bar  
special kit; barbells



### FULLY ADJUSTABLE BENCH

BENCHES  
1HP201



**DIMENSIONS**  
W 80 cm H 50 cm  
L 145 cm Wt 55 kg

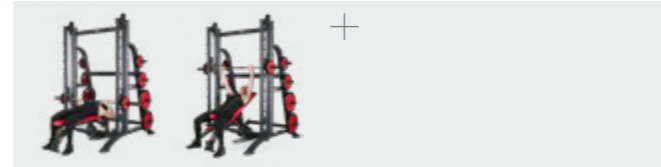


### FULLY ADJUSTABLE- SPECIAL KIT SMITH MACHINE

BENCHES  
1HP201S

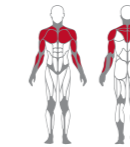


**DIMENSIONS**  
W 115 cm H 50 cm  
L 150 cm Wt 80 kg



### POWER TOWER

BENCHES  
1HP233



**DIMENSIONS**  
W 155 cm H 185 cm  
L 170 cm Wt 180 kg

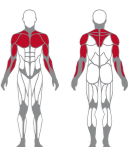
**LOAD**  
Max 310 kg

**OPTIONAL**  
barbells



### FULLY ADJUSTABLE - SPECIAL KIT HALF RACK BASE

BENCHES  
1HP201A

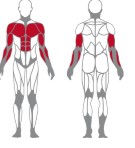


**DIMENSIONS**  
W 80 cm H 50 cm  
L 140 cm Wt 70 kg



### OLYMPIC MULTI BENCH


BENCHES  
1HP206



**DIMENSIONS**  
W 155 cm H 130 cm  
L 190 cm Wt 150 kg

**LOAD**  
Max 310 kg

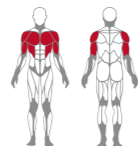
**OPTIONAL**  
barbells






### SUPER OLYMPIC FLAT BENCH

BENCHES  
1HP203

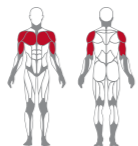


DIMENSIONS		LOAD	OPTIONAL
W 155 cm	H 130 cm	Max 310 kg	barbells
L 180 cm	Wt 120 kg		



### SUPER OLYMPIC INCLINED BENCH

BENCHES  
1HP205



International Patent

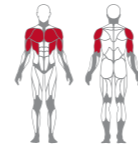


DIMENSIONS		LOAD	OPTIONAL
W 155 cm	H 170 cm	Max 310 kg	barbells
L 180 cm	Wt 165 kg		



### OLYMPIC FLAT BENCH

BENCHES  
1HP203B

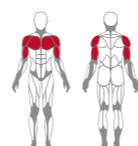


DIMENSIONS		LOAD	OPTIONAL
W 155 cm	H 130 cm	Max 310 kg	barbells
L 170 cm	Wt 70 kg		



### OLYMPIC INCLINED BENCH

BENCHES  
1HP205B

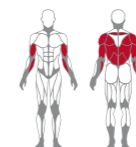


DIMENSIONS		LOAD	OPTIONAL
W 155 cm	H 165 cm	Max 310 kg	barbells
L 165 cm	Wt 110 kg		



### MULTIMOTION BENCH

BENCHES  
1HP217



DIMENSIONS		LOAD	OPTIONAL
W 130 cm	H 110 cm	Max 400 kg	barbells
L 115 cm	Wt 105 kg		



### SUPER OLYMPIC SHOULDER BENCH

BENCHES  
1HP207



International Patent

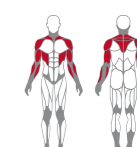


DIMENSIONS		LOAD	OPTIONAL
W 155 cm	H 185 cm		
L 175 cm	Wt 100 kg		



### OLYMPIC SHOULDER BENCH

BENCHES  
1HP207B

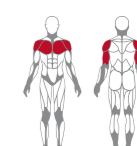


DIMENSIONS		LOAD	OPTIONAL
W 155 cm	H 185 cm	Max 310 kg	barbells
L 125 cm	Wt 100 kg		



### TRICEPS BENCH


BENCHES  
1HP214



International Patent



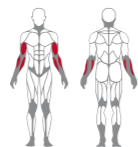
DIMENSIONS		LOAD	OPTIONAL
W 130 cm	H 130 cm	Max 310 kg	barbells
L 220 cm	Wt 110 kg		





### STANDING CURL BENCH

BENCHES  
1HP215

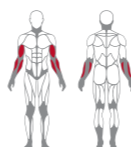


DIMENSIONS		LOAD	OPTIONAL
W	80 cm	Max 220 kg	barbells
L	110 cm		
H	110 cm		
Wt	80 kg		

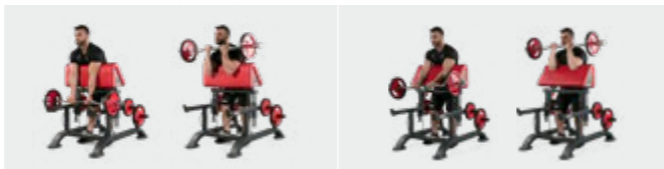


### ADJUSTABLE STANDING CURL BENCH - DOUBLE FACE

BENCHES  
1HP213

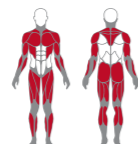


DIMENSIONS		LOAD	OPTIONAL
W	110 cm	Max 220 kg	barbells; additional weight holders
L	135 cm		
H	120 cm		
Wt	130 kg		




### POWER PLATFORM

UPPER BODY  
1HP232



DIMENSIONS		LOAD	OPTIONAL
W	130 cm	Max 400 kg	barbells
L	130 cm		
H	130 cm		
Wt	110 kg		



### EDUCATIONAL KIT

PT BOOK + DVD  
1HP401



EDUCATIONAL KIT  
+ PT BOOK > personal training exercises store / 150 pages / 1200 pictures / 80 drawings  
+ INTERACTIVE DVD > Video of all machines and benches / Weight Machines and Benches





Worldwide Fitness Company

# PANATTA ACCESSORIES



## LAT MACHINE BAR

CHROMED VERSION  
2CZ1435



DIMENSIONS  
L 120 cm  
Wt 5,2 kg

## LAT MACHINE BAR

RUBBERIZED VERSION  
2CZ1611



DIMENSIONS  
L 120 cm  
Wt 3,3 kg

## TRAZY BAR

CHROMED VERSION  
2CZ1433



DIMENSIONS  
L 72 cm  
Wt 4,7 kg

## TRAZY BAR

RUBBERIZED VERSION  
2CZ1616



DIMENSIONS  
L 72 cm  
Wt 2,4 kg

## REVOLVING CURL BAR

CHROMED VERSION  
2CZ1438



DIMENSIONS  
L 73 cm  
Wt 3,3 kg

## REVOLVING CURL BAR

RUBBERIZED VERSION  
2CZ1613



DIMENSIONS  
L 73 cm  
Wt 1,7 kg



## STRAIGHT ROTATING TRICEPS BAR

CHROMED VERSION  
1BC96



### DIMENSIONS

L 50 cm  
Wt 2,4 kg

## TRICEPS PRESSDOWN BAR

CHROMED VERSION  
2CZ1436



### DIMENSIONS

L 72 cm  
Wt 4,7 kg

## TRICEPS ROPE

2CZ1434



### DIMENSIONS

L 65 cm  
Wt 0,5 kg

## STRAIGHT ROTATING TRICEPS BAR

RUBBERIZED VERSION  
2CZ1614



### DIMENSIONS

L 120 cm  
Wt 1,3 kg

## TRICEPS PRESSDOWN BAR

RUBBERIZED VERSION  
2CZ1617



### DIMENSIONS

L 72 cm  
Wt 2,4 kg

## MULTI-EXERCISE BAR

RUBBERIZED VERSION  
1BC92



### DIMENSIONS

L 32 cm  
Wt 1,4 kg

## COMPLETE HANDLE

7FA02131



### DIMENSIONS

L 23 cm  
Wt 0,3 kg

## BARBELLS

1BC65 - 67 - 68



	Lenght	∅	Weight	Distance
1BC65	150 cm	50 mm	14 kg	101 cm
1BC67	200 cm	50 mm	17 kg	135 cm
1BC68	220 cm	50 mm	20 kg	131 cm

## FREE DUMBBELLS BAR

1BC75



### DIMENSIONS

∅ 25/28 cm Dx 13 cm  
L 36 cm Wh 4 Kg

### DIMENSIONS

∅ 50 mm/Nylon Dx 11,5 cm  
L 50 cm Wh 5 Kg

## OLYMPIC STANDARD BARBELL

1BC56



### DIMENSIONS

∅ 50 mm Dx 133 cm  
L 220 cm Wh 25 Kg

## CURL BAR

1BC74



### DIMENSIONS

∅ 25/28 mm Dx 81 cm  
L 120 cm Wh 7 Kg

### DIMENSIONS

∅ 50 cm Dx 81 cm  
L 120 cm Wh 9 Kg

## TRAP BAR

1BC76



### DIMENSIONS

W 68 cm H 32 cm  
L 135 cm Wt 35 kg

### LOAD

Max 200 kg



### DUMBBELLS FULL



**AVAILABLE VERSIONS**

- 4-60 kg rubberised version with 2 kg increases (1MF4-1MF60)
- Ergonomic handle with independent rotation of 360°
- Weight tolerance: +/- 5%

### URETHANE DUMBBELLS (Kg/Lb)

1RD025 - 1RD50



**THE RANGE**

- The dumbbells in urethane start from 2,5 kg up to 50 kg (with increases of 2,5 kg)
- Unit of measure: Kg/Lb

### DUMBBELLS STANDARD



**AVAILABLE VERSIONS**

- 4-60 kg rubberised version with 2 kg increases (1MB4-1MB60)
- Ergonomic handle with independent rotation of 360°
- Weight tolerance: +/- 5%

### CHROMED DUMBBELLS



**AVAILABLE VERSIONS**

- Chromed dumbbell 2 kg (1DM2)
- Chromed dumbbell 3 kg (1DM3)

### WEIGHT PLATES (Kg/Lb)



PLATES: 1 -2 - 5 Kg




PLATES ABOVE 10 Kg

**THE RANGE**

- Rubberised (1DG1:1DG20) and not rubberised (1DN1:1DN20) versions.
- 51 mm diam. 1, 2, 5, 10, 15 and 20 kg versions;
- Practical handgrips for plates above 10 kg.

### DUMBBELL RACKS - FIT EVO

RUBBERIZED VERSION



1FE250



1FE251

<b>DIMENSIONS - 1FE250</b>		<b>DIMENSIONS - 1FE251</b>	
W 226 cm	H 79 cm	W 112 cm	H 77 cm
L 90 cm	Wt 115 kg	L 88 cm	Wt 75 kg

### PANATTA BLACK BUMPERS (Kg/Lb)



**PANATTA BLACK BUMPERS - 51 mm diam.**

- 2CZ4005 - BLACK BUMPER Kg 5
- 2CZ4010 - BLACK BUMPER Kg 10
- 2CZ4015 - BLACK BUMPER Kg 15
- 2CZ4020 - BLACK BUMPER Kg 20

### TRIPLE LEVEL DUMBBELL RACK - FIT EVO

1FE255



**DIMENSIONS**

W 225 cm	H 110 cm
L 90 cm	Wt 140 kg





### DISK RACK - FIT EVO

1FE252



**DIMENSIONS**

W 64 cm    H 88 cm  
L 95 cm    Wt 26 kg

### DISK RACK - SEC

1SC252



**DIMENSIONS**

W 71 cm    H 115 cm  
L 81 cm    Wt 40 kg

### DUMBBELL RACK - SEC

1SC249



1SC248



**DIMENSIONS - 1SC248**

W 228 cm    H 76 cm  
L 63 cm    Wt 115 kg

**DIMENSIONS - 1SC249**

W 113 cm    H 76 cm  
L 63 cm    Wt 38 kg

### BARBELL RACK- FIT EVO

1FE253



**DIMENSIONS**

W 82 cm    H 148 cm  
L 84 cm    Wt 50 kg

### BARBELL RACK - SEC

1SC253



**DIMENSIONS**

W 75 cm    H 133 cm  
L 56 cm    Wt 45 kg

### ACCESSORY RACK

1FE256



**DIMENSIONS**

W 75 cm    H 133 cm  
L 56 cm    Wt 45 kg

### BARBELL RACK DOUBLE SIDED

1FE254



**DIMENSIONS**

W 82 cm    H 175 cm  
L 120 cm    Wt 80 kg

### PRE - LOADED BARBELLS

FULL VERSION



BASE VERSION



**AVAILABLE VERSIONS**

- 1PBF10-1PBF18 / 1PBB10-1PBB18 10-18 KG with 2 kg increases
- 1PBF20-1PBF50 / 1PBB20-1PBB50 20-50 KG with 5 kg increases
- Full version high resistance cover (internal and external): red, graphite



## PRE - LOADED CURL BARBELLS



FULL VERSION



BASE VERSION

### AVAILABLE VERSIONS

- 1PCBF10 -1PCBF18 / 1PCBB10-1PCBB18 10-18 KG with 2 kg increases
- 1PCBF20-1PCBF50 / 1PCBB20-1PCBB50 20-50 KG with 5 kg increases
- Full version high resistance cover (internal and external): red, graphite








Worldwide Fitness Company

# DYNAMIC FUNCTIONAL CAGE

DFC – Dynamic Functional Cage – è la proposta Panatta per l'allenamento funzionale. Struttura solida, robusta dal design moderno e Made in Italy al 100%. Oltre ai quattro modelli proposti, Panatta offre la possibilità di creare una DFC completamente custom realizzata in funzione dello spazio a disposizione e della tipologia di allenamento.

DFC – Dynamic Functional Cage – represents our innovative solution for functional training. Solid and robust structure, modern design and 100% Made in Italy. In addition to the 4 options presented, Panatta gives the chance to create a completely customized DFC according to the available space and to the type of training.

Find more



FR. DFC – Dynamic Functional Cage – est la proposition Panatta pour l'entraînement fonctionnel. Structure solide, robuste, avec design moderne et 100% Made in Italy. Outre les quatre modèles proposés, Panatta offre la possibilité de créer une DFC entièrement personnalisée en fonction de l'espace disponible et du type d'entraînement.

ES. DFC – Dynamic Functional Cage – representa la innovativa propuesta Panatta para el entrenamiento funcional. Una estructura sólida y resistente, con un diseño moderno y 100% Hecha en Italia. Más allá de los 4 modelos presentados, Panatta ofrece la posibilidad de crear una jaula DFC completamente personalizada considerando el espacio a disposición y la tipología de entrenamiento.

DE. DFC - Dynamic Functional Cage - ist der Panatta-Vorschlag für funktionelles Training. Starke und solide Struktur mit einem modernen 100% Made in Italy Design. Zusätzlich zu den vier vorgeschlagenen Modellen bietet Panatta die Möglichkeit, einen vollständig custom DFC zu erstellen, der entsprechend dem verfügbaren Platz und der Art des Trainings erstellt wird.

RU. DFC – Dynamic Functional Cage (рус. «Активная Функциональная Рама») – новое функциональное предложение под брендом Panatta. Надежная и прочная конструкция с современным дизайном и 100% Made in Italy. Помимо четырех предложенных моделей, Panatta предоставляет возможность создать раму DFC по индивидуальному запросу клиента, в зависимости от имеющейся площади и типа тренировки.

AR.

DFC (جهاز التمارين الوظيفية) يمثل حلًا مبتكرًا للتدريب الوظيفي و الذي يتضمن تدريب الجسم على الأنشطة التي نقوم بها في الحياة اليومية. بنية متينة، قوية، تصميم حديث و صناعة ايطالية 100%. بالإضافة الى الخيارات الأربعة المعروضة، توفر شركة باناتا الفرصة لإنشاء جهاز تمارين وظيفي مخصص تماماً وفقاً للمساحة المتاحة و نوع التدريب المطلوب.

DESIGN  
& MADE  
INITALY

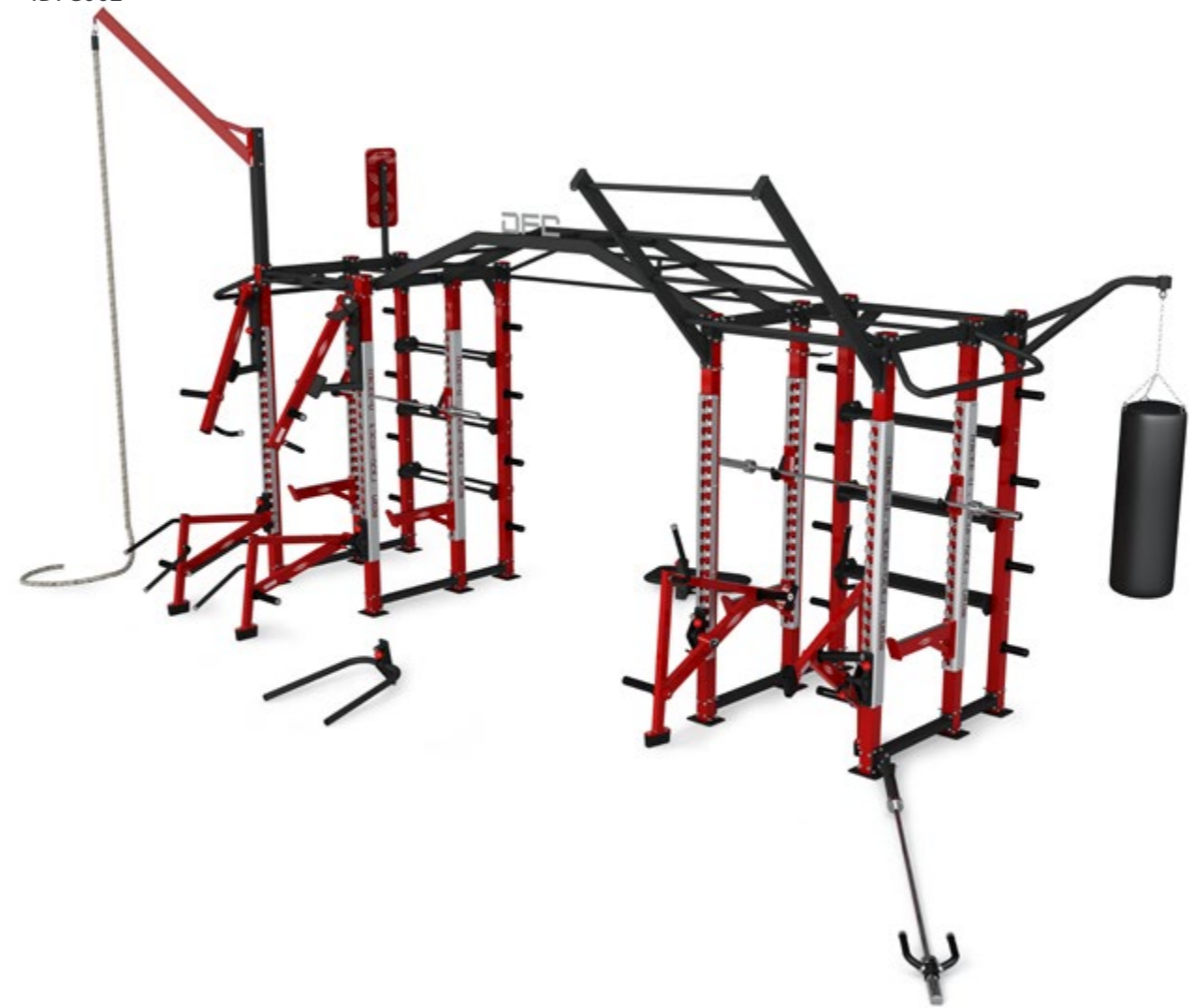
# DFC 184 ELITE

1DFC001\*



# DFC 136 EDGE

1DFC002\*



## DIMENSIONS

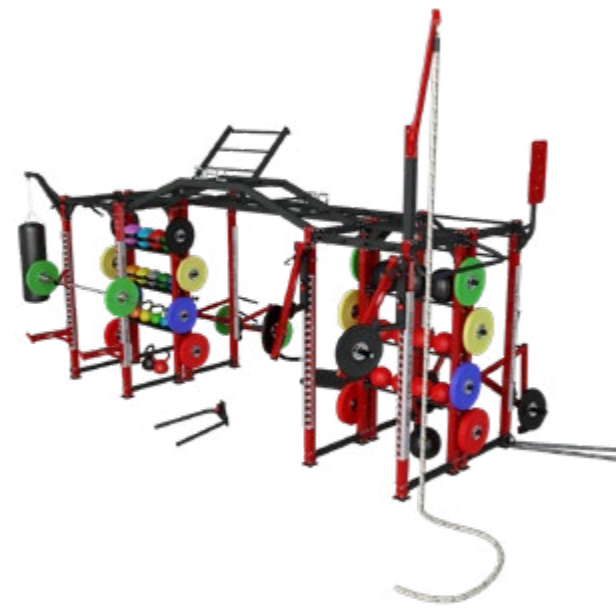
W	420 cm	H	410 cm	Surface	33 sqm	Delivery	Disassembled
L	790 cm	Wt	1100 kg	Suggested workout surface	60 sqm		

## DIMENSIONS

W	310 cm	H	410 cm	Surface	25 sqm	Delivery	Disassembled
L	790 cm	Wt	930 kg	Suggested workout surface	50 sqm		

## INCLUDED ELEMENTS

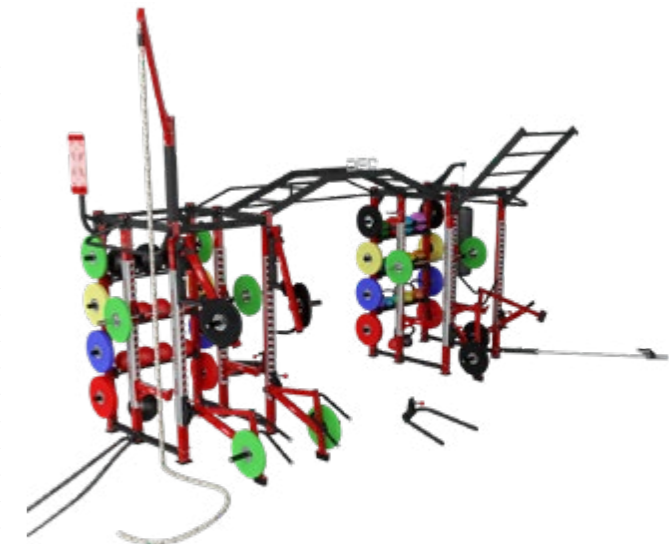
TYPE	DESCRIPTION	Q.TY	
MOBILE MODULES	SINGLE BARBELL HOOK	2	
	SINGLE SAFETY STOP	2	
	JAMMER	1	
	SQUAT LUNGE	1	
	COMBO TWIST	1	
	DIPS	1	
	STEP-UP BOARD	1	
	ADJUSTABLE CROSSBAR	1	
	FIXED MODULES	PUNCHING BAG SUPPORT	1
		BALL TARGET	1
CLIMBING ROPE SUPPORT		1	
POWER JOINT		1	
BATTLE ROPE HOOK		1	
BAR STORAGE		1	
INCLINED SCALE		1	
LATERAL FAT BAR		2	
DISK HOLDERS		16	
OTHER		RACKS FOR FUNCTIONAL ACCESSORIES	6
	HORIZONTAL CONNECTION LADDER	1	
	INCLINED CONNECTION LADDER	1	
	HORIZONTAL CONNECTION CROSSBAR L.2976	0	



\*BARBELLS AND FUNCTIONAL ACCESSORIES NOT INCLUDED

## INCLUDED ELEMENTS

TYPE	DESCRIPTION	Q.TY	
MOBILE MODULES	SINGLE BARBELL HOOK	2	
	SINGLE SAFETY STOP	2	
	JAMMER	1	
	SQUAT LUNGE	1	
	COMBO TWIST	1	
	DIPS	1	
	STEP-UP BOARD	1	
	ADJUSTABLE CROSSBAR	1	
	FIXED MODULES	PUNCHING BAG SUPPORT	1
		BALL TARGET	1
CLIMBING ROPE SUPPORT		1	
POWER JOINT		1	
BATTLE ROPE HOOK		1	
BAR STORAGE		1	
INCLINED SCALE		1	
LATERAL FAT BAR		2	
DISK HOLDERS		16	
OTHER		RACKS FOR FUNCTIONAL ACCESSORIES	6
	HORIZONTAL CONNECTION LADDER	0	
	INCLINED CONNECTION LADDER	1	
	HORIZONTAL CONNECTION CROSSBAR L.2976	1	



\*BARBELLS AND FUNCTIONAL ACCESSORIES NOT INCLUDED

# DFC 184 RIG

1DFC003\*



# DFC WALL MOUNTED

1DFC004\*



## DIMENSIONS

W	420 cm	H	410 cm	Surface	34 sqm	Delivery	Disassembled
L	800 cm	Wt	850 kg	Suggested workout surface	60 sqm		

## INCLUDED ELEMENTS

TYPE	DESCRIPTION	Q.TY	
MOBILE MODULES	SINGLE BARBELL HOOK	2	
	SINGLE SAFETY STOP	2	
	JAMMER	1	
	SQUAT LUNGE	1	
	COMBO TWIST	1	
	DIPS	1	
	STEP-UP BOARD	1	
	ADJUSTABLE CROSSBAR	1	
	FIXED MODULES	PUNCHING BAG SUPPORT	1
		BALL TARGET	1
		CLIMBING ROPE SUPPORT	1
POWER JOINT		1	
BATTLE ROPE HOOK		1	
BAR STORAGE		1	
INCLINED SCALE		1	
LATERAL FAT BAR	2		
DISK HOLDERS	16		
OTHER	RACKS FOR FUNCTIONAL ACCESSORIES	0	
	HORIZONTAL CONNECTION LADDER	1	
	INCLINED CONNECTION LADDER	1	
	HORIZONTAL CONNECTION CROSSBAR L.2976"	0	



\*BARBELLS AND FUNCTIONAL ACCESSORIES NOT INCLUDED

## DIMENSIONS

W	250 cm	H	410 cm	Surface	22 sqm	Delivery	Disassembled
L	900 cm	Wt	620 kg	Suggested workout surface	45 sqm		

## INCLUDED ELEMENTS

TYPE	DESCRIPTION	Q.TY	
MOBILE MODULES	SINGLE BARBELL HOOK	2	
	SINGLE SAFETY STOP	2	
	JAMMER	1	
	SQUAT LUNGE	1	
	COMBO TWIST	1	
	DIPS	1	
	STEP-UP BOARD	1	
	ADJUSTABLE CROSSBAR	1	
	FIXED MODULES	PUNCHING BAG SUPPORT	1
		BALL TARGET	1
		CLIMBING ROPE SUPPORT	1
POWER JOINT		1	
BATTLE ROPE HOOK		1	
BAR STORAGE		1	
INCLINED SCALE		1	
LATERAL FAT BAR	0		
DISK HOLDERS	0		
OTHER	RACKS FOR FUNCTIONAL ACCESSORIES	0	
	HORIZONTAL CONNECTION LADDER	0	
	INCLINED CONNECTION LADDER	0	
	HORIZONTAL CONNECTION CROSSBAR L.2976"	0	



\*BARBELLS AND FUNCTIONAL ACCESSORIES NOT INCLUDED

# DFC CUSTOM VERSIONS

## BUILT UP YOUR PERSONAL FUNCTIONAL CAGE

Infinite possibilità di personalizzazione. Panatta dà l'opportunità di costruire una Dynamic Functional Cage personalizzata in funzione dello spazio a disposizione e del tipo di allenamento che il cliente vorrà fare.

Unlimited possibilities of customization. Panatta gives the possibility to set up a customized DFC based on the available space and the type of training according to the client's needs.

## EXAMPLES OF DFC CUSTOM VERSIONS

The weight of the following custom DFC doesn't include the functional accessories and barbells.

### CUSTOM BLOCKS



184 ELITE BLOCK CUSTOM  
Surface 8 sqm Wt 420 kg



136 EDGE BLOCK CUSTOM  
Surface 5,5 sqm Wt 355 kg



184 RIG BLOCK CUSTOM  
Surface 6,5 sqm Wt 280 kg



WALL MOUNTED BLOCK CUSTOM  
Surface 3,5 sqm Wt 120 kg

### CUSTOM BLOCKS WITH ELEMENTS



STARTING CUSTOM BLOCK: 184 ELITE  
Surface 18,5 sqm Wt 690 kg



STARTING CUSTOM BLOCK: 184 RIG  
Surface 10 sqm Wt 480 kg



GROUND VERSION  
Surface 29 sqm Wt 1075 kg



WALL MOUNTED VERSION  
Surface 15,5 sqm Wt 280 kg



WALL MOUNTED VERSION WITH RACKS  
Surface 8,5 sqm Wt 470 kg



STARTING CUSTOM BLOCK: 136 EDGE  
Surface 16 sqm Wt 485 kg



STARTING CUSTOM BLOCK: WALL MOUNTED  
Surface 6,5 sqm Wt 180 kg

### LINKED CUSTOM BLOCKS WITH ELEMENTS



STARTING CUSTOM BLOCKS: n.3 184 RIG  
Surface 30,5 sqm Wt 1040 kg



STARTING CUSTOM BLOCKS: n.2 136 EDGE  
Surface 12,5 sqm Wt 680 kg



STARTING CUSTOM BLOCKS: n.3 WALL MOUNTED  
Surface 14 sqm Wt 420 kg



STARTING CUSTOM BLOCKS: n.1 184 ELITE AND n.1 184 RIG  
Surface 23,5 sqm Wt 790 kg

### COMPLETELY CUSTOM



**ELITE BLOCK**

DFC / CUSTOM  
1DFC1



**DIMENSIONS**  
W 133,5 cm H 237 cm the dimensions change depending  
L 227 cm Wt 345 kg on the choice of the features.

**RIG BLOCK**

DFC / CUSTOM  
1DFC3



**DIMENSIONS**  
W 133,5 cm H 237 cm the dimensions change depending  
L 201,5 cm Wt 230 kg on the choice of the features.

**EDGE BLOCK**

DFC / CUSTOM  
1DFC2



**DIMENSIONS**  
W 133,5 cm H 237 cm the dimensions change depending  
L 148 cm Wt 280 kg on the choice of the features.

**WALL MOUNTED BLOCK**

DFC / CUSTOM  
1DFC4



**DIMENSIONS**  
W 133,5 cm H 237,5 cm the dimensions change depending  
L 119 cm Wt 105 kg on the choice of the features.

**4GRDFC16**

COLUMN WITHOUT SHEET METAL



**DIMENSIONS**  
W 19 cm H 237 cm  
L 15,5 cm Wt 20 kg

**7STDFC017V**

LOWER STRUCTURAL CROSSBAR L 720



**DIMENSIONS**  
W 72 cm H 10 cm  
L 8 cm Wt 4 kg

**7STDFC020V**

HIGHER STRUCTURAL CROSSBAR L 400



**DIMENSIONS**  
W 40 cm H 14 cm  
L 8 cm Wt 3 kg

**7STDFC047V**

STRUCTURAL CROSSBAR FOR SCALE



**DIMENSIONS**  
W 106,5 cm H 14 cm  
L 8 cm Wt 6 kg

**4GRDFC16DX**

RIGHT COLUMN WITH SHEET METAL



**DIMENSIONS**  
W 19 cm H 237 cm  
L 15,5 cm Wt 38 kg

**7STDFC019V**

HIGHER STRUCTURAL CROSSBAR L 720



**DIMENSIONS**  
W 72 cm H 14 cm  
L 8 cm Wt 4 kg

**7STDFC046V**

LOWER STRUCTURAL CROSSBAR L 1680



**DIMENSIONS**  
W 168 cm H 10 cm  
L 8 cm Wt 9 kg

**7STDFC026V**

SINGLE CROSSBAR



**DIMENSIONS**  
W 106,5 cm H 14 cm  
L 8 cm Wt 4 kg

**4GRDFC16SX**

LEFT COLUMN WITH SHEET METAL



**DIMENSIONS**  
W 19 cm H 237 cm  
L 15,5 cm Wt 38 kg

**7STDFC018V**

LOWER STRUCTURAL CROSSBAR L 400



**DIMENSIONS**  
W 40 cm H 10 cm  
L 8 cm Wt 3 kg

**7STDFC033V**

HIGHER STRUCTURAL CROSSBAR L 1680



**DIMENSIONS**  
W 168 cm H 14 cm  
L 8 cm Wt 9 kg

**4GRDFC25**

COMPOUND CROSSBAR WITH SHEATH



**DIMENSIONS**  
W 106,5 cm H 30 cm  
L 43 cm Wt 19 kg



## DFC / STRUCTURAL ELEMENTS

### 7STDFC027V

TRIANGULAR CROSSBAR



#### DIMENSIONS

W 106,5 cm H 40 cm  
L 36,5 cm Wt 17 kg

### 4GRDFC40

MULTI-GRIP CROSSBAR



#### DIMENSIONS

W 110,5 cm H 12 cm  
L 27,5 cm Wt 12 kg

### 7STDFC024V

RACK KETTLEBELL

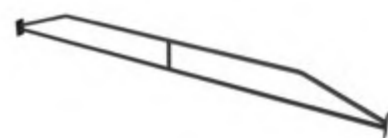


#### DIMENSIONS

W 106,5 cm H 12 cm  
L 24 cm Wt 12 kg

### 7STDFC036V

LINK WITH LONG CROSSBAR L 2976



#### DIMENSIONS

W 297,6 cm H 29 cm  
L 8 cm Wt 16 kg

### 7STDFC041V

PULL-UP BALL CROSSBAR



#### DIMENSIONS

W 106,5 cm H 14 cm  
L 39,5 cm Wt 17 kg

### 7STDFC021V

LINK CROSSBAR



#### DIMENSIONS

W 106,5 cm H 30 cm  
L 8 cm Wt 10 kg

### 4GRDFC34

LINK WITH HORIZONTAL SCALE



#### DIMENSIONS

W 301,6 cm H 21 cm  
L 68,5 cm Wt 45 kg

### 7STDFC039V

LINK WITH SHORT CROSSBAR L 1716



#### DIMENSIONS

W 171,6 cm H 14 cm  
L 8 cm Wt 5 kg

### 4GRDFC37

DOUBLE DIAMETER CROSSBAR



#### DIMENSIONS

W 110,5 cm H 8 cm  
L 27,5 cm Wt 9 kg

### 7STDFC023V

RACK BALL



#### DIMENSIONS

W 106,5 cm H 12 cm  
L 24 cm Wt 8 kg

### 4GRDFC35

LINK WITH INCLINED SCALE



#### DIMENSIONS

W 301,6 cm H 58 cm  
L 68,5 cm Wt 46 kg

### 4GRDFC12

WALL FIXING KIT



#### DIMENSIONS

W 17 cm H 15 cm  
L 0,8 cm Wt 2 kg

## DFC / MOBILE PANATTA MODULES

### 4GRDFC10

SINGLE BARBELL HOOK



#### DIMENSIONS

W 8 cm H 22 cm  
L 19 cm Wt 2,5 kg

### 4GRDFC3

SQUAT LUNGE MODULE



#### DIMENSIONS

W 140 cm H 70,5 cm  
L 132 cm Wt 56 kg

### 4GRDFC4

STEP-UP BOARD MODULE



#### DIMENSIONS

W 74 cm H 30 cm  
L 74,5 cm Wt 17 kg

### 4GRDFC11

SINGLE SAFETY STOP



#### DIMENSIONS

W 8 cm H 25 cm  
L 61 cm Wt 6,5 kg

### 4GRDFC5

COMBO TWIST MODULE



#### DIMENSIONS

W 160 cm H 133 cm  
L 125 cm Wt 64 kg

### 4GRDFC7

ADJUSTABLE CROSSBAR MODULE



#### DIMENSIONS

W 118,5 cm H 13,5 cm  
L 11 cm Wt 5 kg

### 4GRDFC6

JAMMER MODULE



#### DIMENSIONS

W 142 cm H 105 cm  
L 66 cm Wt 52 kg

### 4GRDFC9

DIPS MODULE




#### DIMENSIONS

W 64 cm H 30 cm  
L 73,5 cm Wt 7 kg

## HANDLING PANATTA MODULES

LOCK SYSTEM ORIENTED ON THE LEFT



MAGNETIC PIN INSERTED

## STABILIZE THE PANATTA MODULES

LOCK SYSTEM ORIENTED ON THE RIGHT



MAGNETIC PIN NOT INSERTED

## DFC / FIXED PANATTA MODULES

154

FUNCTIONAL - DFC CUSTOM



### 4GRDFC31

PUNCHING BAG MODULE



#### DIMENSIONS

W 8 cm H 56,5 cm  
L 84,5 cm Wt 9 kg

### 4GRDFC29

POWER JOINT MODULE



#### DIMENSIONS

W 8 cm H 14 cm  
L 55 cm Wt 6 kg

### 4GRDFC030

INCLINED SCALE MODULE



#### DIMENSIONS

W 122,5 cm H 110 cm  
L 102,5 cm Wt 30 kg

### 4GRIS17

DISK HOLDER



#### DIMENSIONS

W 7,5 cm H 7,5 cm  
L 16 cm Wt 0,4 kg

### 4GRDFC38

BALL TARGET MODULE



#### DIMENSIONS

W 30 cm H 109,5 cm  
L 16,5 cm Wt 11 kg

### 7STDFC028V

BATTLE ROPE HOOK MODULE



#### DIMENSIONS

W 8 cm H 14 cm  
L 10 cm Wt 1 kg

### 4GRDFC32

LATERAL FAT BAR - DFC 184 RIG



#### DIMENSIONS

W 144 cm H 23,5 cm  
L 33 cm Wt 6,5 kg

### 4GRDFC42

CLIMBING ROPE MODULE



#### DIMENSIONS

W 11 cm H 208 cm  
L 113 cm Wt 22,5 kg

### 4GRDFC47

BAR STORAGE MODULE



#### DIMENSIONS

W 28 cm H 5 cm  
L 10 cm Wt 1,5 kg

### 7STDFC044V

LATERAL FAT BAR - DFC 184 ELITE/136 EDGE



#### DIMENSIONS

W 123 cm H 26 cm  
L 33 cm Wt 6 kg



FUEL GYM  
FITNESS CLUB  
AUSTRALIA



Worldwide Fitness Company

**INSIDE**  
your functional freedom

# PANATTA INSIDE

Inside nasce con l'obiettivo di consentire all'utente e al trainer la più vasta gamma di esercizi possibile nei più diversi campi di applicazione: functional, isotonico tradizionale, preparazione atletica, riabilitazione, posturale. L'estrema versatilità e le innumerevoli funzionalità dell'attrezzo ne fanno inoltre strumento ideale per l'attività del Personal Trainer che sarà così in grado di offrire al cliente workout sempre nuovi e sempre più stimolanti.

Inside was created with the goal of allowing the user and the trainer the widest possible range of exercises in various fields of application: functional, traditional isotonic, athletic training, rehabilitation, postural. The versatility and the many features of the tool also make it ideal for the activity of the Personal Trainer who will then be able to offer customers new workout ever and increasingly challenging.

n° machines: 1 + 3 external tools

Find more



**FR.** Inside a été fondée dans le but d'assurer à l'utilisateur et à l'entraîneur le plus large éventail possible d'exercices dans divers domaines d'application: fonctionnel, isotonique traditionnel, préparation athlétique, réhabilitation, exercices posturaux. La polyvalence et les nombreuses fonctionnalités de l'outil rendent cette machine un instrument idéal pour l'activité de l'entraîneur étant en mesure d'offrir aux clients des workout tout neufs d'entraînement et stimulants.

**ES.** Inside se fundó con el objetivo de permitir al usuario y al entrenador el mayor número posible de ejercicios en diversos campos de aplicación: funcional, isotónico tradicional, preparación atlética, rehabilitación, postural. La extrema versatilidad y las innumerables funcionalidades de la máquina, la convierten en un instrumento ideal para la actividad del entrenador personal, el cual será capaz de ofrecer a los clientes un workout siempre nuevo y cada vez más estimulante.

**DE.** Inside entsteht mit dem Ziel, dem Benutzer und dem Trainer die größt mögliche Palette an Übungen in den unterschiedlichsten Anwendungsbereichen zu ermöglichen: funktionell, isotonisch traditionell, athletische Vorbereitung, posturale Rehabilitation. Die extreme Vielseitigkeit und die unzähligen Funktionen machen dieses Gerät außerdem zum idealen Instrument für die Aktivitäten des Personal Trainers, der so seinem Kunden stets neue und immer stimulierendere Work-outs bieten kann.

**RU.** Inside был создан с целью предоставить возможность, как пользователю, так и тренеру выполнять широкий спектр упражнений в зависимости от потребностей: функциональной, традиционно силовой, спортивной тренировки, реабилитации, коррекции осанки. Универсальность и многие другие особенности этого тренажера делают его идеальным для персональных тренеров, которые смогут предложить клиентам новые упражнения со все более разнообразными задачами.

**AR.** **INSIDE** موضوعة بهدف السماح للمستخدم والمدرّب على أوسع نطاق ممكن من التدريبات في مختلف مجالات التطبيق: فعالة، قوة تقليدية، والإعداد الرياضي، وإعادة التأهيل، الوضعي، الإمكانيات والفعاليات المتعددة للجهاز يجعله مثالي لأنشطة المدرّب الشخصي الذي بدوره سيقدّم للزبون تمارين جديدة ومنتشقة.



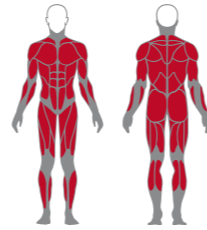


**INSIDE**  
YOUR FUNCTIONAL FREEDOM




# INSIDE

- 11N101 INSIDE
- 11N201 INSIDE - PULL BENCH
- 11N202 INSIDE - PUSH BENCH
- 11N203 INSIDE - STEP
- 11N301 INSIDE - RACK
- 11N401 EDUCATIONAL KIT



## INSIDE YOUR TRAINING

THE RIGHT TRAINING FOR EVERYONE



- 1 / FUNCTIONAL
- 2 / STRENGTH
- 3 / SPORT
- 4 / REHAB
- 5 / POSTURAL

## INSIDE YOUR FREEDOM

FREE TO CHOOSE HOW TO WORKOUT



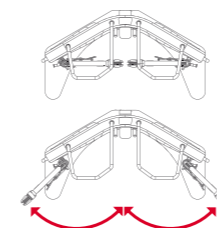
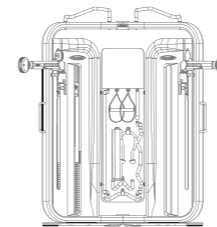
- 1 / SINGLE
- 2 / DOUBLE
- 3 / SMALL GROUP
- 4 / CIRCUIT

## INSIDE YOUR SPACE

MAXIMUM IN MINIMUM SPACE

### 3 SOLUTIONS IN 1

- + dual adjustable pulley
- + cable crossover
- + single cable machines



### 3 EXTERNAL TOOLS



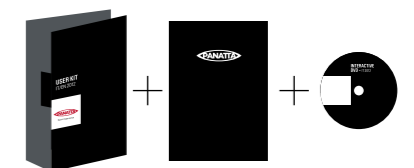
Pull bench    Step    Push bench

### FULL OPTIONAL WALL

- 2 combo dual handgrips
- swing bar
- straight bar
- curl bar
- waist belt
- triceps rope
- pressdown bar
- multi exercise bar



### MORE THAN 300 EXERCISES



EDUCATIONAL KIT  
Users guide + Interactive DVD

#### DIMENSIONS

W 93 cm    H 228 cm  
L 174 cm    Wt 610 kg

#### LOAD

Std 120 kg  
Opt 150 kg

#### CABLE LENGTH 4 M

1:4 RATIO  
COMBO DUAL HANDGRIPS

#### EASY STEP

2 DOCKS FOR SUSPENSION TRAINING ACCESSORIES



Worldwide Fitness Company

# Dual Adjustable Pulley

## DUAL ADJUSTABLE PULLEY

Attrezzo versatile e di facile uso consente di eseguire vari tipi di allenamento: functional training, preparazione atletica, riabilitazione e ginnastica posturale. Grazie alle regolazioni in altezza ed allo snodo free motion 360° si adatta a qualsiasi tipologia di utente.

Versatile and easy equipment, allows the user to perform various types of exercise: functional training, athletic training, rehabilitation and postural training. Thanks to the height adjustments and to the free motion joint 360° the equipment fits to any type of user.

n° machines: 2

Find more



FR. Machine électorique et facile à utiliser permettant d'exécuter différentes typologies d'entraînement: functional training, préparation athlétique, rééducation et gymnastique posturale. Grâce aux réglages en hauteur et au dénouement free motion 360° elle s'adapte à tout type d'usager.

ES. Máquina versátil y de utilizar sencillo que permite ejecutar varios ejercicios de entrenamiento: functional training, preparación atlética, rehabilitación y gimnástica postural. Gracias a los ajustes en altura y a la junta free motion 360° se adapta a toda tipología de usuario.

DE. Ein vielseitiges und leichtbenutzbares Trainingsgerät. Damit lassen sich fachspezifisches Training, athletische Vorbereitung, Rehabilitation und alle weiteren Turnübungen ausführen. Dank optimalen Einstellungsmöglichkeiten der Höhe und Kugelgelenke passt sich der Trainingsapparat zu 360° an sämtliche Bedürfnisse der Benutzer an.

RU. Универсальный тренажёр, простой в использовании, позволяющий выполнять различные виды тренировок: функциональный фитнес-тренинг, спортивные тренировки, восстановительная и постуральная гимнастика. Благодаря регулировке по высоте и шарниру, свободно вращающемуся на 360°, он легко подстраивается под любого пользователя.

AR.

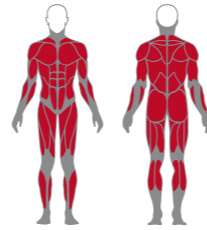
INSIDE موضوعة بهدف السماح للمستخدم والمدرّب على أوسع نطاق ممكن من التدرّيات في مختلف مجالات التطبيق: فعالة، قوة تقليدية، والإعداد الرياضي، وإعادة التأهيل، الوضعي، الإمكانات والفعاليات المتعددة للجهاز يجعله مثالي لأنشطة المدرّب الشخصي الذي بدوره سيقدّم للزبون تمارين جديدة ومنتشّة.

DESIGN & MADE IN ITALY



# DUAL ADJUSTABLE PULLEY

1FE123 FULL VERSION  
1FE122 SMART VERSION



FULL VERSION

SMART VERSION

## BIOMECHANICS

VERSATILE AND EASY EQUIPMENT



WALL - SMART VERSION



JOINT FREE MOTION 360°



DYNAMIC REGULATION SYSTEM

## MORE THAN 200 EXERCISES

VARIOUS TYPES OF TRAINING



1 / UPPER



2 / LOWER



3 / CORE



4 / SPORT

## FULL VERSIONS

FULL OPTIONAL WALL

### DESCRIPTIVE TABLE

+ 16 movements



### 8 ACCESSORIES

- ▶ 2 combo dual handgrips
- ▶ swing bar
- ▶ waist bar
- ▶ curl bar
- ▶ straight bar
- ▶ triceps rope
- ▶ multi-exercise bar
- ▶ pressdown bar



#### DIMENSIONS (machine)

W 149 cm H 236 cm  
L 119 cm Wt 400 kg

#### 2 INDEPENDENT WEIGHT COLUMNS

Std single column 100 kg - total 200 kg  
Opt single column 120 kg - total 240 kg

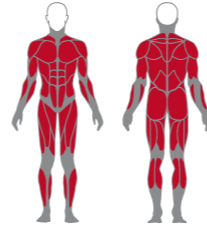
#### SPECIFICATION

Warranty 7 years



# DUAL ADJUSTABLE PULLEY SPECIAL

1FE122SR



## DIMENSIONS (machine)

W 135 cm H 230 cm  
L 190 cm Wt 425 kg

## 2 INDEPENDENT WEIGHT COLUMNS

Std 100 kg  
Opt 120 kg

## SPECIFICATION

Warranty 7 years

CWHITE  
VIP PERSONAL TRAINING STUDIO  
FRANCE



# Flexibility

Worldwide Fitness Company

# PANATTA FLEXIBILITY

Le panche stretching FLEXOR and EXTENSOR nascono da attente ricerche con l'intento di fornire al praticante di qualsiasi livello un supporto valido e funzionale per la pratica degli esercizi di flessibilità.

FLEXOR and EXTENSOR stretching benches come from careful research with the intent to provide the user of any level, a valid and functional support for the practice of flexibility exercises.

FR. Les bancs stretching FLEXOR et EXTENSOR issus de la recherche minutieuse dans le but de fournir à l'usager de tout niveau, un support valide et fonctionnel pour la pratique d'exercices de flexibilité.

ES. Los bancos stretching, FLEXOR y EXTENSOR, provienen de investigaciones cuidadosas con la intención de proporcionar al practicante de cualquier nivel, un soporte válido y funcional para la práctica de ejercicios de flexibilidad.

DE. Die Stretching-Bänke FLEXOR und EXTENSOR entstehen durch sorgfältige Forschung mit der Absicht, dem Benutzer jede Art von wertvoller und funktionaler Unterstützung für die Ausübung der Flexibilitätsübungen zu bieten.

RU. Скамьи для растяжки FLEXOR и EXTENSOR созданы после тщательных исследований в стремлении предоставить пользователю любого уровня существенную и эффективную поддержку в выполнении упражнений на развитие гибкости.

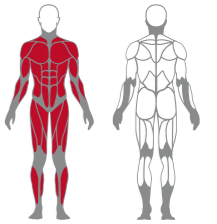
AR.

مقاعد ال FLEXOR و EXTENSOR تأتي من بحوث دقيقة لتقديم للممارس من أي مستوى كان، دعم فعال لممارسة تمارين المرونة.

DESIGN & MADE IN ITALY

# STRETCHING FLEXOR BENCH

BENCHES  
1FE261



EDUCATIONAL KIT



USERS GUIDE+ INTERACTIVE DVD



DIMENSIONS

W 149 cm H 104 cm L 76 cm Wt 75 kg

OPTIONAL

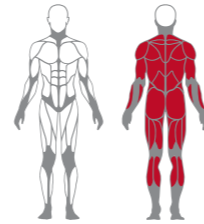
1FE401 - educational kit





# STRETCHING EXTENSOR BENCH

BENCHES  
1FE260



**DIMENSIONS**

W 149 cm    H 92 cm    L 73 cm    Wt 67 kg

**OPTIONAL**

1FE401 - educational kit





Worldwide Fitness Company



# PANATTA KIDS SYSTEM

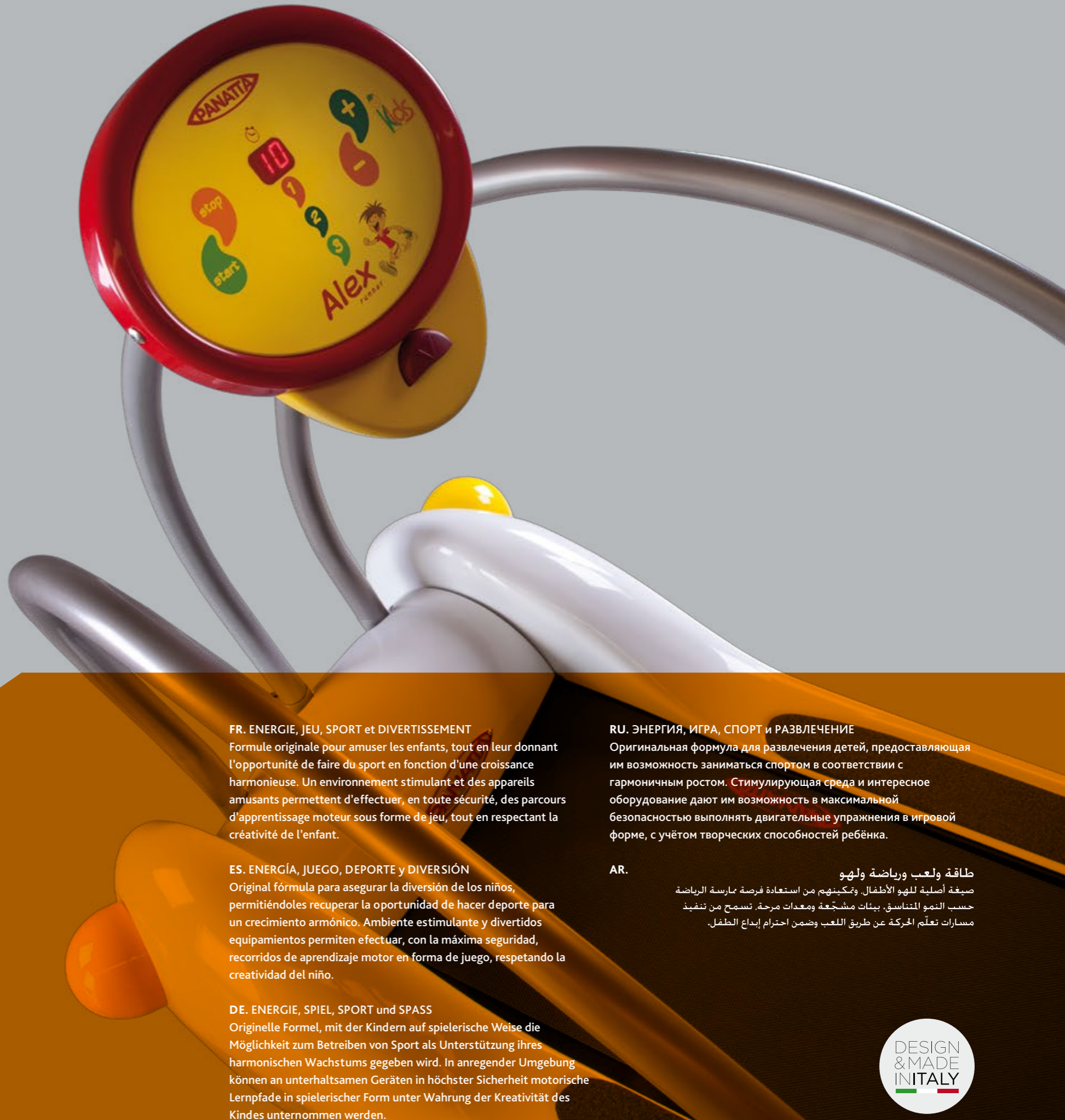
## ENERGIA, GIOCO, SPORT E DIVERTIMENTO

Formula originale per far divertire i bambini, facendogli recuperare l'opportunità di fare sport in funzione di una crescita armonica. Ambiente stimolante e divertenti attrezzature permettono di eseguire, in massima sicurezza, dei percorsi di apprendimento motorio sottoforma di gioco, nel rispetto della creatività del fanciullo.

## ENERGY, PLAY, SPORT AND FUN

An original formula geared towards fun that gives children the opportunity to do sport to ensure their harmonious growth. A stimulating environment and fun-to-use equipment that allow children to engage in motor learning activity in the form of play, fully respecting the child creativity.

Find more



## FR. ENERGIE, JEU, SPORT et DIVERTISSEMENT

Formule originale pour amuser les enfants, tout en leur donnant l'opportunité de faire du sport en fonction d'une croissance harmonieuse. Un environnement stimulant et des appareils amusants permettent d'effectuer, en toute sécurité, des parcours d'apprentissage moteur sous forme de jeu, tout en respectant la créativité de l'enfant.

## ES. ENERGÍA, JUEGO, DEPORTE y DIVERSIÓN

Original fórmula para asegurar la diversión de los niños, permitiéndoles recuperar la oportunidad de hacer deporte para un crecimiento armónico. Ambiente estimulante y divertidos equipamientos permiten efectuar, con la máxima seguridad, recorridos de aprendizaje motor en forma de juego, respetando la creatividad del niño.

## DE. ENERGIE, SPIEL, SPORT und SPASS

Originelle Formel, mit der Kindern auf spielerische Weise die Möglichkeit zum Betreiben von Sport als Unterstützung ihres harmonischen Wachstums gegeben wird. In anregender Umgebung können an unterhaltsamen Geräten in höchster Sicherheit motorische Lernpfade in spielerischer Form unter Wahrung der Kreativität des Kindes unternommen werden.

## RU. ЭНЕРГИЯ, ИГРА, СПОРТ и РАЗВЛЕЧЕНИЕ

Оригинальная формула для развлечения детей, предоставляющая им возможность заниматься спортом в соответствии с гармоничным ростом. Стимулирующая среда и интересное оборудование дают им возможность в максимальной безопасности выполнять двигательные упражнения в игровой форме, с учётом творческих способностей ребёнка.

## AR.

طاقة ولعب ورياضة ولهو  
صيغة أصلية للهو الأطفال. وتمكينهم من استعادة فرصة ممارسة الرياضة حسب النمو المتناسق. بيئات مشجعة ومعدات مرحة. تسمح من تنفيذ مسارات تعلم الحركة عن طريق اللعب وضمن احترام إبداع الطفل.

DESIGN  
& MADE  
INITALY



**PANG  
MACHINE**

1KD1



DIMENSIONS		LOAD	
W	85 cm	H	150 cm
L	180 cm	Std	25 kg
		Wt	97 kg

**MAX  
MACHINE**

1KD3



DIMENSIONS		LOAD	
W	85 cm	H	150 cm
L	185 cm	Std	25 kg
		Wt	95 kg

**KITO  
MACHINE**

1KD2



DIMENSIONS		LOAD	
W	85 cm	H	150 cm
L	180 cm	Std	25 kg
		Wt	85 kg

**LUIZ  
MACHINE**

1KD4



DIMENSIONS		LOAD	
W	75 cm	H	150 cm
L	220 cm	Std	25 kg
		Wt	105 kg

**YUMI  
MACHINE**

1KD5



DIMENSIONS		LOAD	
W	65 cm	H	95 cm
L	100 cm	Std	25 kg
		Wt	25 kg

**CLIMBER**

1KD7



DIMENSIONS		LOAD	
W	110 cm	H	182 cm
L	110 cm	Std	70 kg
		Wt	70 kg

**ALEX RUNNER**

1KD6



DIMENSIONS		LOAD	
W	70 cm	H	110 cm
L	170 cm	Std	50 kg
		Wt	50 kg

**PUNCHING BAG**

2CZ1547 PRO BAG +1KD18 KIDS SOFT BAG



DIMENSIONS		LOAD	
W	65 cm	H	170 cm
L	65 cm	Std	15,5 kg
		Wt	15,5 kg

**CUBE**

1KD9+1KD13 (TOOLS)

**DIMENSIONS**

W	82 cm	H	82 cm
L	82 cm	Wt	37 kg

**OTHER KIDS CODES**

1KD14	1 sqm GREEN PVC FLOOR THICKNESS 9MM - STANDARD: 42 PCS.
1KD16	1 sqm PLAY TRACK THICKNESS 9MM PVC: COLOUR YELLOW, ORANGE, RED, BLUE - STANDARD: 7+7+8+8 PCS.
1KD201	TROLLEY FOR KIDS MACHINES



WUHAN CLUB  
FITNESS CLUB  
CHINA



RACEWALKER

Worldwide Fitness Company

# PANATTA RACE WALKER

Panatta protagonista della nuova tendenza del group training: il WALKING. Un tappeto a resistenza meccanica, stabile, compatto e dal design moderno, nato dall'esperienza Panatta. Permette di replicare il movimento naturale della camminata in modo fluido e sicuro.

Panatta is a key player in the new trend of group training: WALKING. A mechanical resistance treadmill, stable, compact, featuring modern design, born of the experience of Panatta. Makes it possible to replicate the natural movement of walking in a fluid and safe manner.

FR. Panatta protagoniste de la nouvelle tendance du group training: le WALKING. Un tapis à résistance mécanique, stable, compact au design moderne, né de l'expérience Panatta. Il permet de répéter le mouvement naturel de la marche de façon fluide et sûre.

ES. Panatta protagonista de la nueva tendencia del entrenamiento en grupo: el WALKING. Un tapete de resistencia mecánica, estable, compacto y con un moderno diseño, nacido de la experiencia Panatta. Permite replicar el movimiento natural de caminar en manera fluida y segura.

DE. Panatta ist führend beim neuen Trend des Gruppentrainings: dem WALKING. Ein Laufband mit mechanischem Widerstand, stabil, kompakt und mit modernem Design, Frucht der Erfahrung bei Panatta. Erlaubt das Nachahmen der natürlichen Bewegung des Gehens auf flüssige und sichere Art.

RU. Panatta является лидирующей компанией, занимающейся новой тенденцией групповых тренировок: WALKING. Ковёр,

отличающийся механической прочностью, стабильностью, компактностью и современным дизайном, родился благодаря опыту, накопленному Panatta. Он позволяет повторять естественное движение ходьбы плавным и безопасным образом. Занимает мало места.

AR.

تعتبر شركة Panatta من أوائل الشركات التي تبنت الاتجاه الجديد المعروف باسم group training : الا وهو الـ WALKING. بساط ذات مقاومة ميكانيكية ومستقر وصلب وذات تصميم حديث ونابع من خبرة شركة Panatta.

DESIGN  
& MADE  
IN ITALY

# RACE WALKER

1CF60



RESISTANCE ADJUSTMENT



ADJUSTMENTS



SPACE-SAVING



# RACE WALKER SPECIAL

1CF61



SMARTPHONE SUPPORT



ADJUSTMENTS



SPACE-SAVING



<b>DIMENSIONS (closed)</b>		<b>DIMENSIONS (open)</b>		<b>MACHINE WEIGHT</b>		93 kg	
W	81 cm	H	150 cm	W	81 cm	H	150 cm
L	63 cm	Wt	93 kg	L	150 cm	Wt	93 kg
<b>TREADMILL SURFACE (LxW)</b>				42x128 cm			
<b>AVAILABLE COLORS</b>				See Atelier section			

<b>DIMENSIONS (closed)</b>		<b>DIMENSIONS (open)</b>		<b>MACHINE WEIGHT</b>		90 kg	
W	70 cm	H	155 cm	W	70 cm	H	145 cm
L	65 cm	Wt	90 kg	L	155 cm	Wt	90 kg
<b>TREADMILL SURFACE (LxW)</b>				42x128 cm			
<b>AVAILABLE COLORS</b>				See Atelier section			



Worldwide Fitness Company

# AEROBIC



## BODY PUMP PUMP RACK / SET OF WEIGHT AND BARBELLS

PUMP RACK / 1AB309



### SET OF WEIGHTS

#### DIMENSIONS

W 115 cm H 86 cm  
L 60 cm Wt 40 kg

#### CODE N. WEIGHT THICKNESS DIAMETER

2CZ1265 2 5 kg 6 cm 25 cm  
2CZ1262 2 2 kg 4,5 cm 25 cm  
2CZ1261 2 1 kg 4 cm 25 cm

## AEROBIC WEIGHTS DUMBBELLS / DUMBBELLS RACK

DUMBBELL RACK / 1AB306

STANDARD COMBINATION FOR AEROBIC DUMBBELL RACK:

N.60 2CZ1361 > 1 kg  
N.20 2CZ1362 > 2 kg  
N. 8 2CZ1363 > 3 kg  
N. 6 2CZ1364 > 4 kg  
N. 6 2CZ1365 > 5 kg



#### DUMBBELLS RACK

W 94 cm H 81 cm  
L 48 cm Wt 50 kg

#### DUMBBELLS Weight

2CZ1361 1 KG  
2CZ1362 2 KG  
2CZ1363 3 KG  
2CZ1364 4 KG  
2CZ1365 5 KG





### LES MILLS SMARTSTEP PRO

2CZ1200



LES MILLS SMARTSTEP PRO (1 DECK + 4 RISERS)

W 106 cm H 5 cm / 15 cm with 4 risers  
L 42 cm

### PRO BAG BOXING GLOVES / PRO BAG

BOXING GLOVES /2CZ1522



### FIT BALL

2CZ0055  
2CZ0065



DIAMETER

2CZ0055 55 cm  
2CZ0065 65 cm

PRO BAG /2CZ1541



ADJUSTMENTS  
HEIGHT  
DIAMETER  
WEIGHT

3  
170 CM / 185 CM / 200 CM  
60 CM  
18 KG

### TANNING CREAM

2CZ6



TANNING CREAM 100 gr

### WALLBAR

2CZ107

2CZ108



DIMENSIONS DOUBLE MODULE 180x250 cm  
DIMENSIONS SINGLE MODULE 90x250 cm





**interior**  
DESIGN YOUR SPACE

Worldwide Fitness Company

# INTERIOR DESIGN YOUR SPACE

Con gli arredi firmati Panatta, forme, colori e materiali definiscono ambienti piacevoli ed eleganti. In linea con le ultime tendenze di design, Panatta propone uno stile in grado di rispecchiare la filosofia del club e di generare un'immediata sensazione di comfort e praticità.

With the furnishings provided by Panatta, shapes, colours, and materials define a pleasant and elegant environment. In line with the latest design trends, Panatta proposes a style that reflects the club's philosophy and gives an immediate sensation of comfort and practicality.

**FR.** Avec les vestiaires signés Panatta, les formes, les couleurs et les matériaux caractérisent des environnements agréables et élégants. Dans la ligne des dernières tendances du design, Panatta propose un style qui reflète la philosophie du club et qui génère une sensation immédiate de confort et un caractère fonctionnel.

**ES.** Con las decoraciones de la marca Panatta las formas, los colores y los materiales definen ambientes placenteros y elegantes. En línea con las últimas tendencias de diseño, Panatta propone un estilo capaz de reflejar la filosofía del club y generar una inmediata sensación de comodidad y practicidad.

**DE.** Mit Einrichtungen aus dem Hause Panatta werden durch Formen, Farben und Materialien angenehme und elegante Räume definiert. Entsprechend der neuesten Designtrends bietet Panatta einen Stil, der die Philosophie des Clubs widerspiegelt und sofort das Gefühl von Komfort und Zweckmäßigkeit erzeugt.

**RU.** Созданный компанией Panatta интерьер, формы, цвета и материалы придают помещениям приятный вид и элегантность. В соответствии с последними тенденциями дизайна компания Panatta предлагает стиль, который может отразить философию клуба и сразу же создать чувство комфорта и практичности.

**AR.** الأشكال والألوان والمواد تحدد معالم البيئات الممتعة والأنيقة من خلال الأثاث الذي يحمل ماركة Panatta. قامت شركة Panatta, انطلاقاً من الاتجاهات الأخيرة للتصميم، بعرض طراز جديد قادر على تلبية فلسفة النادي وخلق إحساس فوري بالراحة والعملية.



## HALF-DOOR LOCKERS / ARMADIETTI

HORIZONTAL CUT / ANTA CORTA

2AS101

2AS102



TWO SECTIONS

FOUR SECTIONS

## HALF-DOOR LOCKERS / ARMADIETTI

"S" CUT / TAGLIO AD "S"

2AS001

2AS002



TWO SECTIONS

FOUR SECTIONS

## FULL-DOOR LOCKERS / ARMADIETTI

FULL-DOOR LOCKERS / ANTA LUNGA

2AS201

2AS202



ONE SECTION

TWO SECTIONS

## CORNER LOCKERS / ARMADIETTI

CORNER

2AS051





**BENCHES / PANCHE**

SMART VERSION / VERSIONE SMART

- 2AS011 (1M)                      2AS011 + 2AS011 (1M)
- 2AS013 (2M)                      2AS013 + 2AS013 (2M)



FRONT                      FRONT + BACK

**BENCHES / PANCHE**

FULL VERSION / VERSIONE FULL

- 2AS010 (1M)                      2AS010 + 2AS010 (1M)
- 2AS012 (2M)                      2AS012 + 2AS012 (2M)



FRONT                      FRONT + BACK

**MIRRORS / SPECCHI**

- 2AS053                      2AS052



MIRROR UNIT                      MIRROR

**MIRRORS / SPECCHI**

- 2AS054



MIRROR

**SECURITY BOXES**

CRASH HELMET HOLDER / PORTACASCHI

- 2AS007                      2AS008



SINGLE MODULE                      DOUBLE MODULE

**SECURITY BOXES**


STORAGE BOX FOR VALUABLE ITEMS / PORTAVALORI

- 2AS004                      2AS005



SINGLE MODULE                      DOUBLE MODULE

**LOCKING SYSTEM / TIPOLOGIA DI CHIUSURA**



PADLOCK LOCKING SYSTEM / CHIUSURA A LUCCHETTO  
Other locking systems availables on demand / optional





## COMPARATIVE TABLE



TYPE TIPOLOGIA	Half-door Anta corta		"S" shaped cut Anta ad S		Full-door Anta lunga		Corner lockers Angoliera	Storage box Portavalori		Helmet holder Portacaschi		Mirror Specchiera	Mirror unit Mob. Spec.
Length Lunghezza (cm)	40	80	46,5	90,5	40	80	84	37,5	73	37,5	73	80	80
Height Altezza (cm)	200	200	200	200	200	200	200	162	162	162	162	192	200
Depth Profondità (cm)	56	56	56	56	56	56	84	39	39	39	39		54,5
Diagonal Diagonale (cm)							99						
Thickness Spessore (cm)												1,8	
Modules Moduli	2	4		4	1	2		10	20	5	10		
Shelf Mensola		X	X	X	X	X						X	X
Electrical outlet Attacco corrente													X
Interruttore													X
Faretti													2
Code Codice	2AS101L	2AS102L		2AS002L		2AS202L	2AS051L	2AS004L 2AS005L	2AS007L 2AS008L	2AS052		2AS053	



TYPE TIPOLOGIA	Smart Smart				Full Full			
Modules Modulo	front fronte	front/back fronte/retro	front fronte	front/back fronte/retro	front fronte	front/back fronte/retro	front fronte	front/back fronte/retro
Length (cm)	103	103	201	201	103	103		201
Height (cm)	45,5	45,5	45,5	45,5	179,5	179,5		179,5
Depth (cm)	40	80	40	80	43	86		86
Code Codice	2AS011	2AS011+2AS011		2AS013+2AS013	2AS010	2AS010+2AS010		2AS012+2AS012

### COLOURS / COLORI

#### STANDARD COLOURS



Wengé

Walnut

Oak

Larch

Grey Elm

Sand

Anthracite

Silver

#### OPTIONAL COLOURS (min quantity: 10 PIECES)



Pale Blue

Acid Green

Orange

Red

Fucsia





Worldwide Fitness Company

# MARKETING SUPPORT

La Panatta si affianca alla progettazione del brand del vostro centro, andando poi a sviluppare tutta la comunicazione a 360 gradi! Dall'abbigliamento tecnico ai documenti promozionali (brochure, inviti ad eventi, fidelity card), fino ad arrivare alla corporate identity ed allo studio del sito internet del club.

Panatta helps to design the brand name of your centre, going on to develop all communication 360 degrees! From the tech clothing to the promotional documents (brochures, invitations to events, fidelity card), until developing corporate identity and the study of the club's internet site.

FR. La Société Panatta s'associe à la conception du brand de votre centre, en allant ensuite développer toute la communication à 360 degrés! En partant du vestimentaire technique jusqu'aux documents promotionnels (brochures, invitations aux événements, carte fidélité), jusqu'à arriver à la corporate identity et à l'étude du site internet du club.

ES. Panatta ofrece apoyo en el proyecto de la marca de su centro y luego desarrolla toda la comunicación a 360 grados! Desde el vestuario técnico, los documentos promocionales (folletos, invitaciones a eventos, tarjetas de fidelidad) hasta las identidades corporativas y al estudio del sitio internet del club.

DE. Panatta steht Ihnen bei der Planung des Brands Ihres Zentrums zur Seite, wobei die gesamte Verbindung "rundherum" entwickelt wird! Von der technischen Kleidung bis hin zu Promotionen (Prospekte, Einladungen, Fidelity Card), um schließlich zur Corporate Identity und zum Entwurf der Website des Clubs zu gelangen.

RU. Компания Panatta поможет вам в разработке бренда вашего центра, разрабатывая связи с общественностью на 360 градусов! От профессиональной спортивной одежды до промоциональной документации (брошюры, приглашения на мероприятия, поощрительные карточки), до создания корпоративного образа и изучения Интернет сайта клуба.

AR. Panatta تكمل برفقتك تصميم العلامة التجارية للمركز الخاص بك. ثم تطوير كافة الاتصالات على 360 درجة! ابتداء من الملابس التقنية إلى ملفات ومستندات الترويج (الكتيبات والدعوات لحضور المناسبات. وبطاقة الوفاء) حتى تصل إلى الهوية المؤسسية ودراسة الموقع الإلكتروني للنادي.



## VISUAL

PANATTA LOGO  
2CZG0004



### DIMENSIONS

L 70 cm  
H 16 cm

## VISUAL

POSTER FREE WEIGHT  
2GRHP0021




### DIMENSIONS

L 100 cm  
H 70 cm

## VISUAL

POSTER CARDIO FITNESS  
2GRHP0020



### DIMENSIONS

L 100 cm  
H 70 cm

## VISUAL

POSTER MONOLITH  
2GRHP0022



### DIMENSIONS

L 70 cm  
H 100 cm





## VISUAL

"POWERED BY" PLATE  
2CZG0002GB



### DIMENSIONS

L 50 cm  
H 30 cm

## MERCHANDISING

SMART T-SHIRT - FEMALE



S 2 CZ G0209S L 2 CZ G0209L  
M 2 CZ G0209M XL 2CZG0209XL

## MERCHANDISING

SMART T-SHIRT - MALE



M 2 CZ G0211M XL 2 CZ G0211XL  
L 2 CZ G0211L XXL 2 CZ G0211XXL  
XXXL 2 CZ G0211XXXL

## MERCHANDISING

GYM SACK  
2CZG0022



INFORM STUDIO  
FITNESS CLUB  
BELARUS



Worldwide Fitness Company

# AFTER SALE SERVICE

**Affidabilità, Efficienza, Sicurezza.**  
**Un servizio strutturato volto a garantire la soddisfazione dei nostri Clienti nel tempo.**

**Reliability, Efficiency, Safety.**  
**A service designed to guarantee the constant satisfaction of our customers.**

**FR.** Fiabilité, Efficacité, Sécurité. Un service structuré pour garantir la satisfaction de nos clients au cours du temps.

**ES.** Fiabilidad, eficiencia, seguridad. Un servicio estructurado dirigido a garantizar la satisfacción de nuestros clientes a lo largo del tiempo.

**DE.** Zuverlässigkeit, Effizienz, Sicherheit. Ein gegliederter Service zur dauerhaften Gewährleistung der Zufriedenheit unserer Kunden.

**RU.** Надёжность, эффективность, безопасность. Структурированная служба, направленная на гарантию удовлетворённости наших клиентов на протяжении всего времени.

**AR.** ثقة وكفاءة وأمان. خدمات منظّمة تهدف إلى تلبية احتياجات العملاء مع الوقت.



## AFTER SALE SERVICES / SERVIZI DI ASSISTENZA

### RELIABLE

Panatta is a reliable partner, supporting customers with an extensive and highly organised after-sales service network.

### EFFICIENT

Panatta guarantees customers a response to their requests in 24/48 h.

### SECURE

With My Panatta Card, Panatta gives customers the possibility to monitor the status of their requests in real time and to interact with the company 24/7.

### INTERNATIONAL NETWORK OF AUTHORISED SERVICE CENTRES

Albania	Canada	Greece	Arabia	Montenegro	Senegal	Turkey
Algeria	Chile	Holland	Kuwait	Morocco	Serbia	U.K.
Angola	China	Hong Kong-Macau	Latvia	Netherlands	Slovakia	Ukraine
Argentina	Cyprus	Hungary	Laos	New Zealand	Slovenia	Uzbekistan
Austria	Colombia	India	Lebanon	Norway	South Korea	U.A.E.
Australia	Czech Republic	Iran	Libya	Oman	Sri Lanka	U.S.A.
Azerbaijan	Denmark	Iraq	Lithuania	Pakistan	Spain	Vietnam
Bahrain	Dominican Republic	Ireland	Luxembourg	Peru	Switzerland	Volga Region
Belarus	Egypt	Israel	Macedonia	Poland	Syria	
Belgium	Estonia	Italy	Malaysia	Portugal	Tagikistan	
Bosnia - Herz	Finland	Jordan	Maldives	Qatar	Taiwan	
Brasil	France	Kazakhstan	Mauritius	Republic of Belarus	Tatarstan	
Bulgary	French Polynesia	Kazan	Mexico	Romania	Thailand	
Cambodia	Germany	Kingdom Of Saudi	Moldavia	Russian Federation	Tunisia	



PANATTA CRM - ONLINE SUPPORT 24 HOURS A DAY, 7 DAYS A WEEK



ONLINE SUPPORT 24 HOURS A DAY, 7 DAYS A WEEK

[www.panattasport.com](http://www.panattasport.com)







Worldwide Fitness Company

# PANATTA LAYOUT

Panatta, grazie ad un team dedicato di professionisti, affianca i propri clienti nello studio e progettazione degli ambienti interni, proponendo una corretta ed efficace suddivisione degli spazi in linea con le sue esigenze.

Thanks to a dedicated team of professionals, Panatta assists customers in studying and designing interior environments, proposing the best and most effective layout of the spaces for each customer's needs.

FR. Grâce à une équipe spécialisée de professionnels, Panatta aide ses clients dans la conception et la création de leurs locaux internes, en leur proposant une subdivision correcte et efficace des espaces conformément à leurs besoins.

ES. Panatta, gracias a un equipo dedicado de profesionales, ayuda a sus clientes en el estudio y elaboración de los ambientes interiores, proponiendo una correcta y eficaz división de los espacios según sus necesidades.

DE. Panatta unterstützt seine Kunden mit einem Team spezialisierter Profis bei der Entwicklung und Planung der Innenräume und schlägt eine richtige und effiziente Raumaufteilung entsprechend der Bedürfnisse vor.

RU. Благодаря состоящей из специалистов команде, компания Panatta помогает своим клиентам в разработке и проектировании внутренних помещений, предлагая правильное и эффективное разделение пространства в соответствии с собственными требованиями.

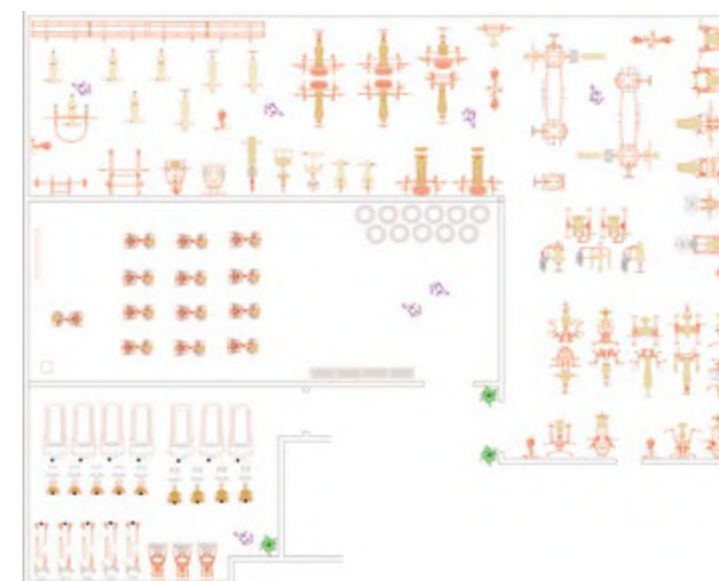
AR. تقوم شركة Panatta من خلال الاستعانة بفريق من المحترفين بمراقبة عملياتها أثناء دراسة وتصميم البيئات الداخلية. وتقدم عليهم تقسيم صحيح وفعال للمساحات ومبني على الاحتياجات المحددة للعميل.

## LAYOUT

### 3D



### 2D



# PANATTA REFERENCES


FITNESS CENTERS, HOTEL-SPA, CORPORATE,  
EDUCATIONAL, MILITARY, MEDICAL REHAB,  
REAL ESTATE



SPORTS WORLD  
FITNESS CHAIN  
MEXICO



GOLD'S GYM  
FITNESS CHAIN  
EGYPT



THEGREEN THEORY  
FITNESS CHAIN  
ITALY



KEASYFIT  
FITNESS CHAIN  
SPAIN



Worldwide Fitness Company



PALAIS DES SPORT MÉGEVE  
SPORTS  
FRANCE



FITNESS STUDIO  
FITNESS CENTER  
NETHERLANDS



DALLAH GYM  
MALE AND FEMALE  
FITNESS CHAIN  
QATAR



XTREME FITNESS GYM'S  
FITNESS CHAIN  
POLAND





Worldwide Fitness Company



ATLAS FC  
FOOTBALL – PREMIER LEAGUE  
MEXICO



ALESIO FITNESS  
FITNESS CLUB  
ALBANIA



MERIDIAN GYM  
FITNESS CENTER  
UNITED KINGDOM



WORLD CLASS  
FITNESS CHAIN  
RUSSIA



Worldwide Fitness Company



KIDZMONDO  
CHILDREN'S  
EDUTAINMENT CENTERS  
MIDDLE EAST



RIVERSIDE HOTEL  
LUXURY HOTEL  
U.S.A.



PLATINUM GYMS  
FITNESS CHAIN  
KUWAIT



DYMATIZE ENTERPRISES  
CORPORATE  
U.S.A.

# ATELIER PANATTA PADDINGS



**STANDARD**  
Single coloured padding.



**EXCLUSIVE /OPTIONAL**  
Single coloured padding. Personalization of stitching and lateral border with the following colors: Red, Black and Silver.



**ONLY BORDER**  
/OPTIONAL Single coloured padding. Personalization of lateral border with the following colors: Red, Black and Silver.



**SPECIAL EDITION**  
/OPTIONAL ONLY FOR MONOLITH AND INSIDE Two kinds of black paddings. Personalization of stitching and lateral border with the following colors: Red, Black and Silver



## THE PERFECT MACHINE

Panatta gives you the opportunity to customise your equipment, proposing over 2.000 different colour combinations (frame/padding). You will also be able to have your centre's logo embroidered onto the product, making it both unique and exclusive.

## LOGO / OPTIONAL

POSSIBILITY OF CUSTOMIZED PADDING WITH YOUR LOGO.

### FRONT



LOGO ON THE FRONT PART OF THE PADDING. Max dimensions of the front logo (LxH): 14x14 cm


### LATERAL



LOGO ON THE LATERAL PART OF THE PADDING. Max dimensions of the lateral logo (LxH): 20x4 cm

CODE	TEXTURE	FRONT	LATERAL
D	STANDARD	✔	✔
S	SPECIAL	⊖	✔
A	EXCLUSIVE	⊖	✔
L	ONLY BORDER	✔	✔


## PADDING COLOURS




BLACK



RED



CASHMERE




RUBY



SILVER



ORANGE



BROWN



BALTIC

Other colors available on demand / optional.

# FRAME COLOURS



**LEG EXTENSION**  
 GRAPHITE FRAME  
 YELLOW MOVING PARTS

- TWO OPTIONAL:**
- ✔ EXCLUSIVE PADDING
  - ✔ BICOLORED FRAME

## FRAME COLOURS

### STANDARD COLOURS



GRAPHITE



GLOSSY SILVER



WHITE

### OPTIONAL COLOURS / 1



RED



YELLOW



GLOSSY BLACK

### OPTIONAL COLOURS / 2



ORANGE




GOLD



PINK



GREEN



ONLY TRANSPARENT COATING  
 ON THE FRAME

**FRAME / ONE ONLY COLOUR**

CHOOSE YOUR FAVORITE COLOUR



**BICOLOURED FRAME / OPTIONAL**

OPTIONAL AVAILABLE ONLY FOR MONOLITH AND FREEWEIGHT LINES



**NO FRILLS  
ONLY  
WORKOUT**





www.panattasport.com

DESIGNED AND **MADE IN ITALY**

**ITALY**

Panatta Srl  
Via Madonna della Fonte 3/C  
62021 Apiro (MC) Italy  
Tel. +39 0733 611824  
Fax +39 0733 611777  
info@panattasport.it

**FRANCE**

Panatta France S.A.R.L.  
30 Rue de l'Industrie  
92563 Rueil-Malmaison  
Tél. +33 (0) 1 41 39 00 40  
Fax +33 (0) 1 41 29 17 16  
infofr@panattasport.it



@panattasport



@panattaofficial



Panatta® reserves the right to modify its products and documentation at any time without prior notice. All Panatta® brand and patents are owned by Panatta s.r.l. in Italy and abroad. Panatta 2018 © Copyright. Panatta® si riserva il diritto di modificare i prodotti e la documentazione senza obbligo di preavviso. I marchi ed i brevetti Panatta® sono di proprietà della Panatta s.r.l. in Italia e all'estero. © Copyright Panatta 2018.

The accessories (dumbbells, discs and barbells) are always placed as decorum therefore not included in the machine.  
\*IPTV - Consultare le specifiche tecniche IPTV Panatta / Check the Panatta IPTV technical specifications.

DPGEN.7000.IT.EN.FR.DE.ES.RU.AR.19

graphic design: tonidigrigio.it - photos: maurizioparadisi.it

**MADE IN ITALY**

**PANATTA IS THE LONGEST-LIVED ITALIAN COMPANY IN THE FITNESS INDUSTRY, THE ONE AND ONLY TO PRODUCE TOTALLY THE MACHINES MADE IN ITALY.**

PANATTA WAS FOUNDED 5 DECADES AGO BY THE PASSION OF RUDY PANATTA, THE COMPANY BASES ITS ROOTS IN THE ORIGIN OF THE PHYSICAL CULTURE.

THE SUCCESS OF THE PANATTA BRAND IN THE WORLD HAS BEEN POSSIBLE THANKS TO THE TOTAL CONTROL OF THE DEVELOPMENT CYCLE AND THE PRODUCTION PROCESS OF EACH SINGLE MACHINE, WHOSE PRODUCTION PHASES ARE ALL CARRIED OUT INSIDE THE COMPANY. THE COMPANY EXPANDS OVER 20.000 sqm OF COMPLETE INDOOR PROPERTY PLANTS, LOCATED IN THE HEART OF THE MARCHE REGION.

**HEADQUARTER**

- Legal office - administrative headquarters
- Sales and Marketing departments
- Showroom of over 1200 sqm with more than 220 fitness machines to view and try out
- Engineering and Design department composed by a team of engineers and designers
- After sale office and spare parts delivery

**MANUFACTURING SITE**

- Laboratory of prototyping
- Laboratory of testing
- Mechanical department equipped with 16 manual welding working stations, three-dimensional Robot welding with 10 axes and numerical control machine center
- Mechanized production centre for counterweight including cutting, drilling and finishing operations (1 weight every 38 seconds)
- Polyurethane molding department with a double system for soft production (paddings) and hard components (platform, cloche, etc.)
- Powder coating plant in line: sandblasting machine for cleaning the pieces, 3 painting booths with robotic system, oven and 250 m long aerial conveyor that delivers the finished product directly to the assembly department. Operating system on multiple shifts
- Isotonic and cardio fitness assembly departments
- Quality control and final testing of every single realized product
- Logistic office and shipping with robotized packaging system

**THOSE WHO CHOOSE THE BRAND PANATTA, EMBRACE A HISTORY, A TRADITION, A BIOMECHANICAL EXCELLENCE AND AN INCOMPARABLE QUALITY.**



[www.panattasport.com](http://www.panattasport.com)